


DMV BMW Challenger & Classic Masters SPA EURO RACE Free Practice

Sector Analysis

— Invalidated Lap ■ Personal Best ■ Session Best B Crossing the pit lane

Lap D	Time	Sector 1	Sector 2	Sector 3	Kph	Elapsed	Lap D	Time	Sector 1	Sector 2	Sector 3	Kph	Elapsed	
22	Duller Motorsport M3 GTR E46						1.Markus WEEGE GTR 1	3 1	2:59.590	52.633	1:19.505	47.452	140.4	9:31.562
	4 1	3:00.178	52.819	1:19.981	47.378	139.9		12:31.740						
	5 1	3:01.296	54.138	1:19.744	47.414	139.1		15:33.036						
	6 1	3:01.685	52.188	1:21.731	47.766	138.8		18:34.721						
	7 1	3:52.236	53.022	1:33.227	1:25.987	108.6		22:26.957						
	1 1	3:40.390	1:25.064	1:27.951	47.375	112.4		3:40.390						
	2 1	2:44.540	47.552	1:14.496	42.492	153.2		6:24.930						
	3 1	2:50.680	48.489	1:18.964	43.227	147.7		9:15.610						
26	Ganser Motorsport BMW 325iS E36						1.Sarah GANSER CM 4	1 1	5:21.316	2:43.251	1:39.321	58.744	77.1	5:21.316
	2 1	3:11.387	58.387	1:24.308	48.692	131.7		8:32.703						
	3 1	3:08.855	54.984	1:22.865	51.006	133.5		11:41.558						
	1 1	5:21.316	2:43.251	1:39.321	58.744	77.1		5:21.316						
	2 1	3:11.387	58.387	1:24.308	48.692	131.7		8:32.703						
	3 1	3:08.855	54.984	1:22.865	51.006	133.5		11:41.558						
	1 1	3:42.975	1:20.756	1:31.630	50.589	111.1		3:42.975						
	2 1	3:02.645	54.044	1:21.292	47.309	138.1		6:45.620						
31	Bertone AR 3						1.Jan DE HEK	1 1	3:42.975	1:20.756	1:31.630	50.589	111.1	3:42.975
	2 1	3:02.645	54.044	1:21.292	47.309	138.1		6:45.620						
	3 1	2:59.271	52.551	1:19.471	47.249	140.6		9:44.891						
	4 1	2:59.088	51.945	1:19.479	47.664	140.8		12:43.979						
	5 1	3:54.303 B	1:43.419	1:21.986	48.898	107.6		16:38.282						
	6 1	2:59.957	51.468	1:20.455	48.034	140.1		19:38.239						
	1 1	4:08.277	1:32.150	1:40.461	55.666	99.8		4:08.277						
	2 1	3:12.722	57.904	1:23.304	51.514	130.8		7:20.999						
46	75 2.0 TS AR 3						1.Peter RIKKEN	1 1	3:05.698	56.167	1:20.118	49.413	135.8	10:26.697
	2 1	3:05.698	56.167	1:20.118	49.413	135.8		10:26.697						
	3 1	3:00.884	53.265	1:19.385	48.234	139.4		13:27.581						
	4 1	3:00.884	53.265	1:19.385	48.234	139.4		13:27.581						
	5 1	3:00.160	53.127	1:18.869	48.164	140.0		16:27.741						
	6 1	2:59.786	52.694	1:19.181	47.911	140.2		19:27.527						
	7 1	5:22.540	1:12.343	1:45.342	2:24.855	78.2		24:50.067						
	1 1	4:38.668	2:00.400	1:40.834	57.434	88.9		4:38.668						
54	SAD Motorsport BMW 328i ST E36						1.Andreas HANSEN CM 5	1 1	3:02.039	53.671	1:21.544	46.824	138.5	7:40.707
	2 1	3:02.039	53.671	1:21.544	46.824	138.5		7:40.707						
	3 1	2:56.738	53.616	1:17.805	45.317	142.7		10:37.445						
	4 1	2:52.083	50.583	1:16.656	44.844	146.5		13:29.528						
	5 1	2:52.993	50.680	1:17.208	45.105	145.8		16:22.521						
	6 1	4:10.858 B	1:53.791	1:17.359	59.708	100.5		20:33.379						
	1 1	4:38.668	2:00.400	1:40.834	57.434	88.9		4:38.668						
	2 1	3:02.039	53.671	1:21.544	46.824	138.5		7:40.707						
64	Giulia AR 2						1.Frank DE HEK	1 1	3:29.479	1:10.341	1:29.225	49.913	118.3	3:29.479
	2 1	3:02.493	54.029	1:20.651	47.813	138.2		6:31.972						
	1 1	5:10.152	2:21.766	1:45.906	1:02.480	79.9		5:10.152						
	2 1	3:25.113	1:00.938	1:29.367	54.808	122.9		8:35.265						
	3 1	3:17.477	56.787	1:27.906	52.784	127.7		11:52.742						
	4 1	3:21.937	55.683	1:29.814	56.440	124.9		15:14.679						
	5 1	3:15.852	54.987	1:29.526	51.339	128.7		18:30.531						
	6 1	3:54.265	53.961	1:35.784	1:24.520	107.6		22:24.796						
66	Duller Motorsport Opel Astra DTC						1.Philipp MATTERS DORFER CM 6	1 1	4:01.986	1:25.155	1:41.805	55.026	102.4	4:01.986
	2 1	3:09.231	56.649	1:24.693	47.889	133.2		7:11.217						
	3 1	2:59.144	50.724	1:21.312	47.108	140.7		10:10.361						
	4 1	2:56.419	50.145	1:19.767	46.507	142.9		13:06.780						
	5 1	2:58.421	50.231	1:20.202	47.988	141.3		16:05.201						
	6 1	4:35.107 B	2:15.310	1:19.239	1:00.558	91.7		20:40.308						
	1 1	4:01.986	1:25.155	1:41.805	55.026	102.4		4:01.986						
	2 1	3:09.231	56.649	1:24.693	47.889	133.2		7:11.217						
67	east racing M 240i RC						1.Marco DAEDELOW GTR 3	1 1	4:55.834	2:09.267	1:44.597	1:01.970	83.7	4:55.834
	2 1	3:18.451	59.114	1:29.010	50.327	127.1		8:14.285						
	3 1	2:56.712	52.042	1:19.731	44.939	142.7		11:10.997						
	4 1	3:06.125	49.419	1:28.449	48.257	135.5		14:17.122						
	5 1	5:33.638 B	3:26.786	1:19.606	47.246	75.6		19:50.760						
	1 1	4:55.834	2:09.267	1:44.597	1:01.970	83.7		4:55.834						
	2 1	3:18.451	59.114	1:29.010	50.327	127.1		8:14.285						
	3 1	2:56.712	52.042	1:19.731	44.939	142.7		11:10.997						
77	Jaschinski Motorsport BMW E30 4.0i V8						1.André JASCHINSKI CM 5	1 1	5:00.701	2:26.800	1:39.722	54.179	82.4	5:00.701
	2 1	3:11.427	55.757	1:25.566	50.104	131.7		8:12.128						
	3 1	3:01.171	52.763	1:21.557	46.851	139.2		11:13.299						
	4 1	3:00.459	51.524	1:21.798	47.137	139.7		14:13.758						
	5 1	2:58.744	51.675	1:20.385	46.684	141.1		17:12.502						
	6 1	3:03.523	51.536	1:19.721	52.266	137.4		20:16.025						
	1 1	5:00.701	2:26.800	1:39.722	54.179	82.4		5:00.701						
	2 1	3:11.427	55.757	1:25.566	50.104	131.7		8:12.128						
119	Smyrlis Racing M 240i RC						1.Hassan GELLERT GTR 3	1 1	5:30.516	2:57.105	1:38.042	55.369	75.0	5:30.516
	2 1	3:05.952	54.042	1:23.007	48.903	135.6		8:36.468						
	3 1	2:59.424	51.472	1:20.721	47.231	140.5		11:35.892						
	4 1	2:54.118	50.171	1:17.121	46.826	144.8		14:30.010						
	5 1	2:51.071	47.852	1:17.876	45.343	147.4		17:21.081						
	1 1	5:30.516	2:57.105	1:38.042	55.369	75.0		5:30.516						
	2 1	3:05.952	54.042	1:23.007	48.903	135.6		8:36.468						
	3 1	2:59.424	51.472	1:20.721	47.231	140.5		11:35.892						
123	M 240i RC GTR 3						1. ENGEL 2. BENDEL	1 1	5:10.152	2:21.766	1:45.906	1:02.480	79.9	5:10.152
	2 1	3:25.113	1:00.938	1:29.367	54.808	122.9		8:35.265						
	3 1	3:17.477	56.787	1:27.906	52.784	127.7		11:52.742						
	4 1	3:21.937	55.683	1:29.814	56.440	124.9		15:14.679						
	5 1	3:15.852	54.987	1:29.526	51.339	128.7		18:30.531						
	6 1	3:54.265	53.961	1:35.784	1:24.520	107.6		22:24.796						
	1 1	5:10.152	2:21.766	1:45.906	1:02.480	79.9		5:10.152						
	2 1	3:25.113	1:00.938	1:29.367	54.808	122.9		8:35.265						



DMV BMW Challenger & Classic Masters


SPA EURO RACE

Free Practice

Sector Analysis

— Invalidated Lap ■ Personal Best ■ Session Best B Crossing the pit lane

Lap	D	Time	Sector 1	Sector 2	Sector 3	Kph	Elapsed	Lap	D	Time	Sector 1	Sector 2	Sector 3	Kph	Elapsed	
154	1. Walter HEIDTMANN							Giulia Sprint GT								
								AR 1								
	1	1	4:38.596	1:52.565	1:46.298	59.733	88.9	4:38.596	3	1	3:12.051	53.705	1:23.916	54.430	131.3	11:54.744
	2	1	3:40.233	1:02.606	1:39.686	57.941	114.5	8:18.829	4	1	3:02.606	54.290	1:21.972	46.344	138.1	14:57.350
	3	1	3:28.370	59.088	1:33.805	55.477	121.0	11:47.199	5	1	2:56.539	51.275	1:19.585	45.679	142.8	17:53.889
	4	1	3:35.243	1:01.187	1:38.700	55.356	117.1	15:22.442	6	1	3:58.521	50.948	1:23.604	1:43.969	105.7	21:52.410
	5	1	3:23.199	59.695	1:29.789	53.715	124.1	18:45.641								
6	1	5:28.635	58.857	2:09.745	2:20.033	76.7	24:14.276									
177	1. Francois MURSCHEL							Giulia Sprint								
	2. Philippe SCHMERBER							AR 3								
	1	1	4:24.375	1:30.437	1:48.536	1:05.402	93.7	4:24.375								
	2	1	4:02.482	1:11.058	1:46.331	1:05.093	104.0	8:26.857								
	3	1	3:57.030	1:11.325	1:43.420	1:02.285	106.4	12:23.887								
	4	1	3:43.639	1:05.547	1:37.952	1:00.140	112.7	16:07.526								
5	1	3:43.437	1:05.521	1:37.315	1:00.601	112.8	19:50.963									
200	1. Jörg BERNHARD							GTV V6								
								AR 4								
	1	1	3:57.398	1:22.415	1:36.550	58.433	104.4	3:57.398								
	2	1	3:05.843	54.375			135.7	7:03.241								
	3	1	3:00.197	52.414	1:20.788	46.995	139.9	10:03.438								
	4	1	2:59.154	52.206	1:20.422	46.526	140.7	13:02.592								
	5	1	3:06.611	51.502	1:22.416	52.693	135.1	16:09.203								
6	1	5:47.464 B	2:43.847	1:31.629	1:31.988	72.6	21:56.667									
203	1. Martin MÜLLER							156								
								AR 5								
	1	1	4:25.761	1:37.901	1:43.749	1:04.111	93.2	4:25.761								
	2	1	3:40.540	1:07.998	1:34.235	58.307	114.3	8:06.301								
	3	1	3:37.358	1:06.143	1:34.086	57.129	116.0	11:43.659								
	4	1	3:38.208	1:06.565	1:34.731	56.912	115.6	15:21.867								
	5	1	3:30.518	1:03.744	1:30.535	56.239	119.8	18:52.385								
6	1	5:34.761	1:05.313	2:05.237	2:24.211	75.3	24:27.146									
205	1. Karl-Heinz MEYER							156								
								AR 5								
	1	1	4:54.842	2:03.745	1:46.718	1:04.379	84.0	4:54.842								
	2	1	3:25.246	1:00.435	1:34.196	50.615	122.8	8:20.088								
	3	1	3:09.543	53.975			133.0	11:29.631								
	4	1	3:12.277	58.036			131.1	14:41.908								
	5	1	3:08.454	53.114	1:25.632	49.708	133.8	17:50.362								
6	1	4:03.249	52.901	1:26.016	1:44.332	103.7	21:53.611									
208	Hadorn Racing Bern							75 V6								
	1. Angelo SCALIA							AR 4								
	1	1	5:08.334	2:15.284	1:45.648	1:07.402	80.4	5:08.334								
	2	1	3:34.359	1:07.126	1:33.215	54.018	117.6	8:42.693								
	212	1. Reiner BORN							156 Cup							
									AR 6							
		1	1	4:24.544	1:31.817			93.7	4:24.544							
2		1	3:35.480	1:05.076	1:34.563	55.841	117.0	8:00.024								
3		1	3:33.520	1:02.751			118.1	11:33.544								
4		1	3:29.915	1:02.075			120.1	15:03.459								
5	1	3:29.659	1:00.999			120.3	18:33.118									
6	1	6:26.198	1:00.264			65.3	24:59.316									
216	Hadorn Racing Bern							Alfasud Sprint								
	1. Jan MEIER							AR 4								
	1	1	4:27.041	1:47.391	1:43.083	56.567	92.8	4:27.041								
	2	1	3:08.423	54.832	1:23.507	50.084	133.8	7:35.464								
	3	1	5:22.382 B	3:11.379	1:24.112	46.891	78.2	12:57.846								
	4	1	2:57.916	52.664	1:18.385	46.867	141.7	15:55.762								
5	1	2:56.676	51.342	1:19.038	46.296	142.7	18:52.438									
6	1	5:20.254	50.629	2:10.040	2:19.585	78.7	24:12.692									
218	Hadorn Racing Bern							33 1,7 QV								
	1. Sven WAIBEL							AR 3								
	1	1	5:54.931	3:21.314	1:40.154	53.463	69.8	5:54.931								
	2	1	3:06.988	55.233	1:22.896	48.859	134.8	9:01.919								
	3	1	3:04.672	53.820	1:23.001	47.851	136.5	12:06.591								
	4	1	3:06.383	53.581	1:23.348	49.454	135.3	15:12.974								
5	1	3:02.513	53.428	1:21.274	47.811	138.1	18:15.487									
6	1	4:01.908	52.811	1:41.639	1:27.458	104.2	22:17.395									
219	Hadorn Racing Bern							Alfasud Trofeo								
	1. René HADORN							AR 3								
	1	1	5:34.652	2:59.209			74.0	5:34.652								
	2	1	3:08.629	56.389			133.7	8:43.281								
	3	1	3:09.687	53.954			132.9	11:52.968								
	4	1	3:08.238	56.440			133.9	15:01.206								
5	1	3:01.660	53.393			138.8	18:02.866									
6	1	3:55.664	52.842	1:25.927	1:36.895	107.0	21:58.530									
226	Hadorn Racing Bern							75								
	1. Ronald WAIBEL							AR 4								
	1	1	6:06.180	3:31.836	1:42.280	52.064	67.7	6:06.180								
	2	1	3:19.354	55.986	1:30.951	52.417	126.5	9:25.534								
	3	1	3:14.634	55.363	1:29.148	50.123	129.5	12:40.168								
	4	1	3:12.883	53.777	1:28.972	50.134	130.7	15:53.051								
	5	1	3:13.834	53.376	1:29.330	51.128	130.1	19:06.885								
6	1	5:26.397	1:00.483	1:58.640	2:27.274	77.2	24:33.282									




DMV BMW Challenger & Classic Masters SPA EURO RACE Free Practice

Sector Analysis

— Invalidated Lap ■ Personal Best ■ Session Best ■ Crossing the pit lane

Lap	D	Time	Sector 1	Sector 2	Sector 3	Kph	Elapsed	Lap	D	Time	Sector 1	Sector 2	Sector 3	Kph	Elapsed
227	1. Ciro CARAVÀ GTV Bertone AR 2							4	1	3:05.771	52.086	1:24.193	49.492	135.7	15:19.688
	5	1	4:20.627	B	2:04.531	1:25.181	50.915	96.7	19:40.315						
	1	1	5:20.206	2:35.325	1:44.535	1:00.346	77.4	5:20.206							
	2	1	3:54.002	B	1:37.689	1:25.348	50.965	107.8	9:14.208						
	3	1	3:05.922	55.335	1:21.823	48.764	135.6	12:20.130							
	4	1	3:02.494	53.251	1:20.341	48.902	138.2	15:22.624							
	5	1	3:16.517	53.104	1:29.523	53.890	128.3	18:39.141							
6	1	5:32.856	1:02.419	2:10.549	2:19.888	75.8	24:11.997								
228	1. Philip SNETLING Giulietta 2,0 AR 3							1	1	4:57.152	2:06.370	1:46.782	1:04.000	83.4	4:57.152
	2	1	3:39.661	1:02.505	1:37.444	59.712	114.8	8:36.813							
	3	1	3:18.974	58.646	1:27.524	52.804	126.7	11:55.787							
	4	1	3:16.075	57.873	1:27.038	51.164	128.6	15:11.862							
	5	1	3:14.444	57.419	1:25.974	51.051	129.7	18:26.306							
	6	1	3:56.750	56.968	1:34.987	1:24.795	106.5	22:23.056							
	230	1. Harry BRYZMANN 156 GTA AR 5							1	1	4:26.253	1:44.687	1:43.213	58.353	93.1
2		1	3:13.207	1:00.729	1:23.751	48.727	130.5	7:39.460							
3		1	3:10.464	55.249	1:24.581	50.634	132.4	10:49.924							
4		1	3:11.868	57.636	1:24.475	49.757	131.4	14:01.792							
5		1	2:59.091	51.678	1:20.910	46.503	140.8	17:00.883							
233		1. Giuseppe TIZZA 75 V6 AR 4							1	1	4:37.277	1:57.064	1:42.318	57.895	89.4
	2	1	3:15.001	58.456	1:27.175	49.370	129.3	7:52.278							
	3	1	3:05.329	53.046	1:23.349	48.934	136.1	10:57.607							
	4	1	3:00.838	52.091	1:21.391	47.356	139.4	13:58.445							
	5	1	3:01.783	52.074	1:21.873	47.836	138.7	17:00.228							
	6	1	7:22.822	B	2:55.076	2:05.501	2:22.245	56.9	24:23.050						
	244	1. Marc FREY BMW 328iS E36 CM 5							1	1	6:02.731	3:26.643	1:39.748	56.340	68.3
2		1	3:08.168	54.400	1:25.187	48.581	134.0	9:10.899							
3		1	3:02.227	53.057	1:21.709	47.461	138.4	12:13.126							
4		1	3:07.133	52.688	1:24.912	49.533	134.7	15:20.259							
5		1	3:05.138	54.952	1:22.667	47.519	136.2	18:25.397							
248		1. Frank WOLF BMW 328iS E36 CM 5							1	1	6:01.943	3:25.651	1:39.856	56.436	68.4
	2	1	3:08.307	53.540	1:26.095	48.672	133.9	9:10.250							
	3	1	3:03.667	52.313	1:22.423	48.931	137.3	12:13.917							
	256	ADAC Pfalz e.V. 1. Oliver GRÖBL 2. Martin RICHTER 147 Cup JTD AR 3							4	1	3:05.771	52.086	1:24.193	49.492	135.7
5		1	4:20.627	B	2:04.531	1:25.181	50.915	96.7	19:40.315						
1		1	5:02.625	2:18.298	1:44.997	59.330	81.9	5:02.625							
2		1	3:54.255	B	1:37.520	1:26.096	50.639	107.6	8:56.880						
3		1	3:09.160	55.520	1:25.153	48.487	133.3	12:06.040							
4		1	3:09.023	54.912	1:24.818	49.293	133.4	15:15.063							
5		1	3:07.183	55.491	1:23.360	48.332	134.7	18:22.246							
6	1	3:56.981	54.220	1:35.437	1:27.324	106.4	22:19.227								
257	1. Justus SCHMINKE 147 Cup JTD AR 3							1	1	5:08.975	2:20.961	1:43.086	1:04.928	80.2	5:08.975
	2	1	3:22.583	1:00.895	1:27.662	54.026	124.5	8:31.558							
	3	1	3:12.931	57.257	1:24.646	51.028	130.7	11:44.489							
	4	1	3:11.192	55.800	1:22.614	52.778	131.9	14:55.681							
	5	1	3:09.265	55.625	1:22.794	50.846	133.2	18:04.946							
	6	1	3:54.814	54.784	1:35.795	1:24.235	107.4	21:59.760							
	258	1. Dino HEUSER 2. Mirko HEUSER 147 Cup JTD AR 3							1	1	4:25.892	1:40.342	1:44.239	1:01.311	93.2
2		1	3:45.325	1:01.772	1:41.772	1:01.781	111.9	8:11.217							
3		1	3:26.535	1:00.951	1:31.654	53.930	122.1	11:37.752							
4		1	3:19.036	57.744	1:26.859	54.433	126.7	14:56.788							
5		1	3:10.991	56.928	1:24.291	49.772	132.0	18:07.779							
6		1	4:07.921	56.460	1:44.540	1:26.921	101.7	22:15.700							
289		1. Mark SCHNYDER 75 2.0 TB AR 5							1	1	5:03.990	2:28.488	1:40.242	55.260	81.5
	2	1	3:02.317	52.029	1:24.630	45.658	138.3	8:06.307							
	3	1	2:56.502	50.453	1:21.190	44.859	142.9	11:02.809							
	4	1	2:50.625	48.771	1:18.496	43.358	147.8	13:53.434							
	5	1	2:52.401	48.144	1:19.159	45.098	146.3	16:45.835							
	6	1	2:52.330	47.998	1:18.969	45.363	146.3	19:38.165							
	310	1. Maurice THORMÄHLEN 2. Hinrich THORMÄHLEN M3 GTR E46 GTR 1							1	1	4:17.118	1:57.896	1:31.176	48.046	96.4
2		1	2:45.065	48.452	1:14.562	42.051	152.8	7:02.183							
3		1	2:39.599	45.683	1:12.133	41.783	158.0	9:41.782							
4		1	2:40.521	45.060	1:13.137	42.324	157.1	12:22.303							
5		1	2:48.100	44.894	1:16.623	46.583	150.0	15:10.403							
6		1	4:41.314	B	2:46.153	1:12.335	42.826	89.6	19:51.717						



DMV BMW Challenger & Classic Masters


SPA EURO RACE

Free Practice

Sector Analysis

— Invalidated Lap ■ Personal Best ■ Session Best B Crossing the pit lane

Lap	D	Time	Sector 1	Sector 2	Sector 3	Kph	Elapsed	Lap	D	Time	Sector 1	Sector 2	Sector 3	Kph	Elapsed	
311	MSC Emstal e.V. im ADAC 1. Gerrit SPANGENBERG 2. Andre WENNING M3 GTR E36 GTR 1							3	1	3:01.970	54.858	1:20.803	46.309	138.6	11:14.132	
	4	1	5:25.071 B	3:18.315	1:20.923	45.833	77.6	16:39.203								
	5	1	3:00.581	50.922	1:20.502	49.157	139.6	19:39.784								
	1	1	4:53.354	2:02.739	1:46.766	1:03.849	84.5	4:53.354								
	2	1	3:23.765	59.679	1:30.258	53.828	123.7	8:17.119								
	3	1	3:10.516	53.893	1:26.424	50.199	132.3	11:27.635								
	4	1	3:04.827	51.977	1:25.323	47.527	136.4	14:32.462								
5	1	3:00.674	50.656	1:23.042	46.976	139.6	17:33.136									
6	1	3:11.049	50.306	1:21.693	59.050	132.0	20:44.185									
313	JS Competition 1. Michael HESSE BMW E36 325i CM 4							1	1	5:17.808	2:33.417	1:43.314	1:01.077	78.0	5:17.808	
	2	1	3:42.074	1:04.263	1:40.596	57.215	113.5	8:59.882								
	3	1	3:30.049	1:00.036	1:35.131	54.882	120.0	12:29.931								
	4	1	3:23.065	59.021	1:30.820	53.224	124.2	15:52.996								
	5	1	3:25.311	59.661	1:32.906	52.744	122.8	19:18.307								
	6	1	5:29.376	1:12.031	1:46.923	2:30.422	76.6	24:47.683								
	318	Kessel Motorsport 1. Thomas KESSEL M2 GTR GTR 1							1	1	5:04.622	2:37.414	1:31.864	55.344	81.3	5:04.622
2		1	3:26.590 B	1:18.951	1:20.092	47.547	122.0	8:31.212								
3		1	2:46.941	47.367	1:15.480	44.094	151.0	11:18.153								
4		1	2:44.505	46.376	1:14.919	43.210	153.3	14:02.658								
5		1	2:45.966	47.987	1:14.248	43.731	151.9	16:48.624								
6		1	2:49.059	48.367	1:14.749	45.943	149.1	19:37.683								
328		1. Arne LANZENDÖRFER BMW 328i E30 CM 5							1	1	5:56.734	3:19.982	1:40.997	55.755	69.4	5:56.734
	2	1	3:20.928	57.166	1:31.999	51.763	125.5	9:17.662								
	3	1	3:12.208	55.231	1:26.171	50.806	131.2	12:29.870								
	4	1	3:10.275	56.669	1:24.975	48.631	132.5	15:40.145								
	5	1	3:08.262	54.386	1:23.758	50.118	133.9	18:48.407								
	329	G-Speed Racing 1. Oliver RÜSCH M3 GT V8 E92 GTR 2							1	1	5:03.472	2:25.500	1:42.586	55.386	81.6	5:03.472
		2	1	3:11.960	53.725	1:29.398	48.837	131.4	8:15.432							
3		1	2:59.910	52.779	1:20.904	46.227	140.1	11:15.342								
4		1	2:54.869	48.671	1:20.197	46.001	144.2	14:10.211								
5		1	4:52.528 B	2:43.105	1:22.787	46.636	86.2	19:02.739								
6		1	5:18.358	52.049	2:04.536	2:21.773	79.2	24:21.097								
330		G-Speed Racing 1. Niclas DYMECK M3 E46 GTR 3							1	1	4:57.487	2:23.821	1:37.589	56.077	83.3	4:57.487
	2	1	3:14.675	56.803	1:27.349	50.523	129.5	8:12.162								
	333	Dirk VOLMER BMW 328i ST E36 GTR 4							3	1	3:01.970	54.858	1:20.803	46.309	138.6	11:14.132
		4	1	5:25.071 B	3:18.315	1:20.923	45.833	77.6	16:39.203							
		5	1	3:00.581	50.922	1:20.502	49.157	139.6	19:39.784							
		1	1	5:12.428	2:39.889	1:37.259	55.280	79.3	5:12.428							
		2	1	3:26.602	59.967	1:29.029	57.606	122.0	8:39.030							
3		1	7:25.730 B	5:12.089	1:24.815	48.826	56.6	16:04.760								
4		1	3:03.166	53.456	1:21.630	48.080	137.7	19:07.926								
5	1	5:27.456	1:00.163	1:59.140	2:28.153	77.0	24:35.382									
334	AVP Motorsport 1. Stefan HUPFER 2. Sascha HANCKE 320 i EVO E46 GTR 3							1	1	4:11.393	1:32.688	1:40.478	58.227	98.6	4:11.393	
	2	1	3:09.789	54.829	1:25.820	49.140	132.9	7:21.182								
	3	1	3:05.881	57.065	1:20.502	48.314	135.6	10:27.063								
	4	1	2:59.307	51.450	1:20.253	47.604	140.6	13:26.370								
	5	1	2:59.816	52.064	1:20.406	47.346	140.2	16:26.186								
	6	1	2:58.950	51.460	1:20.508	46.982	140.9	19:25.136								
	7	1	5:24.805	1:10.741	1:48.191	2:25.873	77.6	24:49.941								
335	Peeters Racing 1. Marc PEETERS 335i ST E90 GTR 2							1	1	6:07.236	3:42.969	1:34.194	50.073	67.5	6:07.236	
	2	1	3:03.999	52.980	1:23.328	47.691	137.0	9:11.235								
	3	1	2:55.717	50.103	1:20.133	45.481	143.5	12:06.952								
	4	1	2:59.272	48.959	1:22.901	47.412	140.6	15:06.224								
	5	1	2:54.858	49.288	1:20.589	44.981	144.2	18:01.082								
	336	Gelhaus Motorsport 1. Reiner Gelhaus GM M3 GT E46 GTR 3							1	1	5:52.109	3:17.671	1:41.657	52.781	70.4	5:52.109
		2	1	3:02.222	55.023	1:21.681	45.518	138.4	8:54.331							
3		1	2:52.139	49.346	1:18.156	44.637	146.5	11:46.470								
4		1	2:44.838	48.163	1:14.007	42.668	153.0	14:31.308								
5		1	2:44.886	47.426	1:13.998	43.462	152.9	17:16.194								
340		1. Christian KAUTZ 330i GT E46 GTR 4							1	1	4:38.908	1:58.498	1:41.969	58.441	88.8	4:38.908
		2	1	3:02.984	53.893	1:21.741	47.350	137.8	7:41.892							
	3	1	2:57.999	52.700	1:19.158	46.141	141.7	10:39.891								
	4	1	2:57.458	51.452	1:19.567	46.439	142.1	13:37.349								
	5	1	2:55.954	51.009	1:18.653	46.292	143.3	16:33.303								
	6	1	3:00.819	51.024	1:23.154	46.641	139.4	19:34.122								
	7	1	5:22.415	1:16.482	2:04.970	2:00.963	78.2	24:56.537								




DMV BMW Challenger & Classic Masters SPA EURO RACE Free Practice

Sector Analysis

— Invalidated Lap ■ Personal Best ■ Session Best B Crossing the pit lane

Lap D	Time	Sector 1	Sector 2	Sector 3	Kph	Elapsed	Lap D	Time	Sector 1	Sector 2	Sector 3	Kph	Elapsed	
351	PR Motorsport 1.Romano SCHULZ 2.Maximilian BÖSING						325iS E90 325iS	5 1	2:43.186	46.096	1:13.358	43.732	154.5	15:26.072
	6 1	4:21.881 B	2:16.851	1:16.163	48.867	96.3	19:47.953							
	1 1	4:21.537	1:49.837	1:38.710	52.990	94.7	4:21.537							
	2 1	3:08.706	55.365	1:24.552	48.789	133.6	7:30.243							
	3 1	3:05.350	53.564	1:23.647	48.139	136.0	10:35.593							
	4 1	3:03.308	53.674	1:21.311	48.323	137.6	13:38.901							
	5 1	3:06.484	52.796	1:22.874	50.814	135.2	16:45.385							
6 1	7:56.301 B	3:30.921	1:52.479	2:32.901	52.9	24:41.686								
355	1.Ulrich TAPPE						325iS E36 325iS	1 1	5:26.496	2:54.459	1:39.540	52.497	75.9	5:26.496
	2 1	3:12.722	57.171	1:25.439	50.112	130.8	8:39.218							
	3 1	3:05.854	55.520	1:21.779	48.555	135.7	11:45.072							
	4 1	3:04.113	54.593	1:20.649	48.871	136.9	14:49.185							
	5 1	5:04.548 B	2:57.992	1:18.678	47.878	82.8	19:53.733							
357	1.Marcel MAHR						325iS E90 325iS	1 1	4:25.080	1:43.224	1:43.670	58.186	93.5	4:25.080
	2 1	3:10.467	57.070			132.4	7:35.547							
	3 1	3:03.159	54.357			137.7	10:38.706							
	4 1	3:00.561	53.777			139.6	13:39.267							
	5 1	3:13.271	54.005	1:26.281	52.985	130.5	16:52.538							
	6 1	7:26.603	3:01.727	2:03.689	2:21.187	56.5	24:19.141							
358	Ganser Motorsport 1.Jakob BOMBIS						325iS E90 325iS	1 1	5:08.733	2:31.719	1:38.445	58.569	80.2	5:08.733
	2 1	3:26.306	1:00.229			122.2	8:35.039							
	3 1	4:51.120 B	2:37.749			86.6	13:26.159							
	4 1	3:08.717	56.344			133.6	16:34.876							
	5 1	3:35.465	55.364			117.0	20:10.341							
400	SADI-Racing 1.Michael SADURSKI						Opel Ascona 400 EVO CM 6	1 1	4:04.494	1:28.962	1:40.808	54.724	101.3	4:04.494
	2 1	2:53.090	51.552	1:17.334	44.204	145.7	6:57.584							
	3 1	2:45.104	46.283	1:14.568	44.253	152.7	9:42.688							
	4 1	3:04.599 B	46.464	1:19.789	58.346	136.6	12:47.287							
	5 1	5:15.794	3:13.076	1:17.942	44.776	79.8	18:03.081							
404	Munckhof Racing 1.Eric V.D. MUNCKHOF						KK M4 GTR GTR 1	1 1	4:12.978	1:45.512	1:33.286	54.180	97.9	4:12.978
	2 1	2:55.995	52.206	1:18.573	45.216	143.3	7:08.973							
	3 1	2:47.606	47.547	1:16.599	43.460	150.4	9:56.579							
	4 1	2:46.307	46.383	1:15.174	44.750	151.6	12:42.886							
405	MDM Racing 1.Christopher GROTH						BMW 318ti Cup CM 2	1 1	6:15.647	3:35.833	1:39.174	1:00.640	66.0	6:15.647
	2 1	3:21.386	59.377	1:27.418	54.591	125.2	9:37.033							
	3 1	4:40.315 B	2:18.080	1:26.039	56.196	89.9	14:17.348							
	4 1	3:15.527	58.782	1:24.927	51.818	129.0	17:32.875							
	5 1	4:17.271	58.401	1:30.075	1:48.795	98.0	21:50.146							
406	MDM Racing 1.Christopher MAIER						BMW 318ti Cup CM 2	1 1	6:16.407	3:39.274	1:39.383	57.750	65.8	6:16.407
	2 1	3:26.150	1:01.418	1:30.944	53.788	122.3	9:42.557							
	3 1	3:24.551	59.248	1:31.663	53.640	123.3	13:07.108							
	4 1	3:22.922	58.752	1:27.711	56.459	124.3	16:30.030							
	5 1	3:36.196	1:01.554	1:34.020	1:00.622	116.6	20:06.226							
438	Gelhaus Motorsport 1.Rudolf GELHAUS						BMW 318is E30 CM 2	1 1	6:01.957	3:24.430	1:40.409	57.118	68.4	6:01.957
	2 1	3:21.755	1:00.424	1:29.325	52.006	125.0	9:23.712							
	3 1	3:18.616	58.482	1:28.276	51.858	126.9	12:42.328							
	4 1	3:16.704	58.583	1:26.281	51.840	128.2	15:59.032							
	5 1	3:12.223	58.193	1:23.636	50.394	131.2	19:11.255							
	6 1	5:33.389	1:05.776	1:52.651	2:34.962	75.6	24:44.644							
473	1.Walter LEUPOLD 2.Alexander LIESE						190 E 2,3-16V AR 6	1 1	4:14.575	1:34.357	1:42.255	57.963	97.3	4:14.575
	2 1	3:06.132	53.266	1:22.793	50.073	135.5	7:20.707							
	3 1	5:39.368 B	3:24.296	1:25.363	49.709	74.3	13:00.075							
	4 1	3:06.667	54.049	1:24.285	48.333	135.1	16:06.742							
	5 1	3:04.507	53.253	1:23.077	48.177	136.7	19:11.249							
	6 1	5:27.864	58.341	1:58.322	2:31.201	76.9	24:39.113							
504	Smyrlis Racing 1.Paul HEINISCH						318ti Cup 318i SC	1 1	5:33.978	2:56.304	1:40.187	57.487	74.2	5:33.978
	2 1	3:11.817	57.398	1:23.866	50.553	131.4	8:45.795							
	3 1	3:08.702	56.183	1:21.535	50.984	133.6	11:54.497							
	4 1	3:23.450	55.999	1:28.891	58.560	123.9	15:17.947							
	5 1	3:14.090	56.634	1:24.892	52.564	129.9	18:32.037							
	6 1	3:56.849	56.711	1:34.095	1:26.043	106.5	22:28.886							
516	Cerny Motorsport 1.Alexander SCHAPER 2.Timo KAUL						318ti Cup 318i SC	1 1	5:01.438	2:16.437	1:46.160	58.841	82.2	5:01.438



DMV BMW Challenger & Classic Masters SPA EURO RACE Free Practice

Sector Analysis

— Invalidated Lap ■ Personal Best ■ Session Best B Crossing the pit lane

Lap	D	Time	Sector 1	Sector 2	Sector 3	Kph	Elapsed	Lap	D	Time	Sector 1	Sector 2	Sector 3	Kph	Elapsed
517 Cerny Motorsport 318ti Cup 1.Dennis URGATZ 318i SC 2.Henry CERNY															
2	1	3:37.189	1:05.720			116.1	8:38.627	1	1	4:17.164	1:24.192	1:44.961	1:08.011	96.3	4:17.164
3	1	3:21.442	59.164			125.2	12:00.069	2	1	3:01.956	58.793	1:16.699	46.464	138.6	7:19.120
4	1	3:23.208	58.266			124.1	15:23.277	3	1	2:41.283	45.778	1:13.155	42.350	156.3	10:00.403
5	1	3:17.193	58.306			127.9	18:40.470	4	1	2:46.506	44.937	1:13.179	48.390	151.4	12:46.909
6	1	5:18.816	59.671			79.1	23:59.286	5	1	4:58.067 B	2:57.586	1:16.448	44.033	84.6	17:44.976
6	1	5:18.816	59.671			79.1	23:59.286	6	1	3:00.870	46.636	1:14.717	59.517	139.4	20:45.846
518 Cerny Motorsport 318ti Cup 1.Stefan HAHNE 318i SC 2.Klaus WAIBEL															
1	1	4:29.446	1:45.586	1:44.189	59.671	91.9	4:29.446	1	1	5:29.545	2:44.954	1:48.424	56.167	75.2	5:29.545
2	1	3:12.287	58.266	1:23.856	50.165	131.1	7:41.733	2	1	3:05.575	53.826	1:22.766	48.983	135.9	8:35.120
3	1	3:08.956	55.664	1:22.479	50.813	133.4	10:50.689	3	1	2:55.213	48.715	1:20.019	46.479	143.9	11:30.333
4	1	3:06.579	56.231	1:21.315	49.033	135.1	13:57.268	4	1	2:52.027	49.468	1:17.886	44.673	146.6	14:22.360
5	1	3:13.966	55.745	1:24.262	53.959	130.0	17:11.234	5	1	2:48.812	46.936	1:16.894	44.982	149.4	17:11.172
6	1	3:15.962	55.495	1:21.091	59.376	128.7	20:27.196	6	1	2:47.310	46.241	1:15.723	45.346	150.7	19:58.482
519 Cerny Motorsport 318ti Cup 1.Tomas PLATOW 318i SC 2.Michael STUTZKE															
1	1	6:12.478	3:38.074	1:37.703	56.701	66.5	6:12.478	1	1	5:20.947	2:36.397			77.2	5:20.947
2	1	3:17.713	59.814	1:25.636	52.263	127.5	9:30.191	2	1	3:33.175	1:03.590			118.3	8:54.122
3	1	3:13.099	58.223	1:23.886	50.990	130.6	12:43.290	3	1	3:25.291	59.001			122.8	12:19.413
4	1	3:18.759	1:00.074	1:25.493	53.192	126.9	16:02.049	4	1	3:19.371	57.608			126.5	15:38.784
526 PR Motorsport BMW 318ti Cup 1.Florian KRAMER CM 2															
1	1	6:04.385	3:42.494	1:29.951	51.940	68.0	6:04.385	1	1	13:31.608	...	1:31.483	53.402	30.5	13:31.608
2	1	3:33.913	59.044	1:30.993	1:03.876	117.9	9:38.298	2	1	3:00.787	52.212	1:21.683	46.892	139.5	16:32.395
3	1	3:08.442	56.318			133.8	12:46.740	3	1	3:05.236	51.637	1:24.803	48.796	136.1	19:37.631
4	1	3:07.826	56.145			134.2	15:54.566								
530 Freude am Fahren 328i ST E36 1.Alex PAWLOW GTR 4															
1	1	5:06.093	2:38.680	1:32.289	55.124	80.9	5:06.093								
2	1	3:08.831	53.405			133.5	8:14.924								
3	1	3:00.104	52.701			140.0	11:15.028								
4	1	2:56.842	52.551			142.6	14:11.870								
5	1	2:55.448	52.016			143.7	17:07.318								
6	1	6:50.579 B	2:29.081	2:11.295	2:10.203	61.4	23:57.897								
595 Duller Motorsport M3 GTR E46 1.Siegfried KUZDAS GTR 1 2.Herwig DULLER															