


DMV BMW Challenger & Classic Masters SPA EURO RACE Qualifying

Sector Analysis

— Invalidated Lap ■ Personal Best ■ Session Best B Crossing the pit lane

Lap	D	Time	Sector 1	Sector 2	Sector 3	Kph	Elapsed	Lap	D	Time	Sector 1	Sector 2	Sector 3	Kph	Elapsed		
22		Duller Motorsport 1. Markus WEEGE					M3 GTR E46 GTR 1									Giulia AR 2	
1	1	3:00.001	49.439	1:21.515	49.047	137.6	3:00.001	1	1	3:02.129	44.975	1:26.556	50.598	136.0	3:02.129		
2	1	2:44.469	47.089	1:14.832	42.548	153.3	5:44.470	2	1	3:01.133	52.990	1:19.824	48.319	139.2	6:03.262		
3	1	2:40.855	45.465	1:13.140	42.250	156.8	8:25.325	3	1	3:01.229	52.785	1:19.838	48.606	139.1	9:04.491		
4	1	2:37.663	44.874	1:10.980	41.809	159.9	11:02.988	4	1	3:01.574	52.353	1:21.269	47.952	138.9	12:06.065		
5	1	2:46.060	48.033	1:14.694	43.333	151.8	13:49.048	5	1	3:01.179	52.491	1:19.741	48.947	139.2	15:07.244		
6	1	2:38.882	45.108	1:11.083	42.691	158.7	16:27.930	6	1	2:58.873	52.148	1:18.920	47.805	141.0	18:06.117		
7	1	4:52.918 B	2:55.259	1:13.826	43.833	86.1	21:20.848	7	1	2:58.622	51.878	1:19.004	47.740	141.2	21:04.739		
26		Ganser Motorsport 1. Sarah GANSER					BMW 325iS E36 CM 4									Opel Astra DTC CM 6	
1	1	4:28.993	1:55.087	1:37.637	56.269	92.1	4:28.993	1	1	3:27.070	1:00.512	1:33.249	53.309	119.6	3:27.070		
2	1	3:20.582	59.922	1:30.207	50.453	125.7	7:49.575	2	1	3:02.621	53.178	1:21.643	47.800	138.1	6:29.691		
3	1	2:59.561	53.094	1:19.377	47.090	140.4	10:49.136	3	1	2:53.825	49.288	1:18.449	46.088	145.1	9:23.516		
4	1	2:58.494	52.528	1:19.315	46.651	141.3	13:47.630	4	1	2:56.589	49.861	1:18.274	48.454	142.8	12:20.105		
5	1	2:57.901	51.507	1:19.554	46.840	141.7	16:45.531	5	1	5:26.715 B	3:13.438	1:23.442	49.835	77.2	17:46.820		
6	1	2:57.336	52.170	1:18.411	46.755	142.2	19:42.867	6	1	2:53.141	49.434	1:17.463	46.244	145.6	20:39.961		
7	1	3:08.849	51.935	1:20.360	56.554	133.5	22:51.716										
31		Bertone 1. Jan DE HEK					AR 3									M 240i RC GTR 3	
1	1	3:05.093	48.143	1:26.303	50.647	133.9	3:05.093	1	1	3:25.742	1:09.147	1:25.756	50.839	120.4	3:25.742		
2	1	2:59.949	52.518	1:20.224	47.207	140.1	6:05.042	2	1	2:51.667	50.363	1:16.709	44.595	146.9	6:17.409		
3	1	3:00.646	51.985	1:20.378	48.283	139.6	9:05.688	3	1	2:45.848	48.179	1:13.660	44.009	152.0	9:03.257		
4	1	2:59.470	51.357	1:20.408	47.705	140.5	12:05.158	4	1	2:48.445	48.184	1:14.856	45.405	149.7	11:51.702		
5	1	2:59.731	52.918	1:19.316	47.497	140.3	15:04.889	5	1	2:46.776	48.539	1:14.276	43.961	151.2	14:38.478		
6	1	3:00.788	51.862	1:20.763	48.163	139.5	18:05.677	6	1	2:48.871	48.598	1:14.390	45.883	149.3	17:27.349		
7	1	3:00.531	52.253	1:20.322	47.956	139.7	21:06.208	7	1	2:47.248	47.827	1:14.594	44.827	150.8	20:14.597		
46		75 2.0 TS 1. Peter RIKKEN					AR 3									BMW E30 4.0i V8 CM 5	
1	1	3:05.821	50.608	1:25.134	50.079	133.3	3:05.821	1	1	3:51.306	1:33.460	1:29.070	48.776	107.1	3:51.306		
2	1	3:01.420	53.622	1:19.765	48.033	139.0	6:07.241	2	1	2:58.962	51.777	1:20.458	46.727	140.9	6:50.268		
3	1	3:01.278	52.746	1:20.100	48.432	139.1	9:08.519	3	1	2:56.818	51.081	1:19.232	46.505	142.6	9:47.086		
4	1	2:59.166	52.402	1:19.269	47.495	140.7	12:07.685	4	1	2:58.671	50.716	1:20.116	47.839	141.1	12:45.757		
5	1	2:59.818	52.933	1:18.792	48.093	140.2	15:07.503	5	1	2:54.182	49.670	1:17.761	46.751	144.8	15:39.939		
6	1	2:59.390	52.219	1:19.323	47.848	140.6	18:06.893	6	1	3:38.800 B	1:25.772	1:22.130	50.898	115.2	19:18.739		
7	1	2:59.065	51.607	1:19.975	47.483	140.8	21:05.958										
54		EBRT 1. Guillaume PATZE 2. André PATZE					BMW Z4 GTR 2									BMW Z4 GTR 2	
1	1	3:21.083	1:03.196	1:27.280	50.607	123.2	3:21.083	1	1	3:35.288	1:06.420	1:31.446	57.422	115.1	3:35.288		
2	1	2:57.046	51.975	1:17.913	47.158	142.4	6:18.129	2	1	2:49.322	48.911	1:14.670	45.741	148.9	6:24.610		
3	1	2:51.475	49.944	1:16.120	45.411	147.0	9:09.604	3	1	2:47.218	49.167	1:14.098	43.953	150.8	9:11.828		
4	1	2:55.100	51.375	1:17.421	46.304	144.0	12:04.704	4	1	2:47.468	48.523	1:15.517	43.428	150.6	11:59.296		
								5	1	2:45.455	47.761	1:14.097	43.597	152.4	14:44.751		
								6	1	2:44.531	47.414	1:13.464	43.653	153.2	17:29.282		
								7	1	2:45.265	47.924	1:12.988	44.353	152.6	20:14.547		




DMV BMW Challenger & Classic Masters SPA EURO RACE Qualifying

Sector Analysis

— Invalidated Lap ■ Personal Best ■ Session Best B Crossing the pit lane

Lap	D	Time	Sector 1	Sector 2	Sector 3	Kph	Elapsed	Lap	D	Time	Sector 1	Sector 2	Sector 3	Kph	Elapsed
119	Smyrlis Racing 1.Hassan GELLERT						M 240i RC GTR 3	1	1	5:06.694	2:21.714	1:45.578	59.402	80.8	5:06.694
		2	1	3:01.081	50.515	1:21.569	48.997	139.2	6:54.265						
		3	1	2:54.974	47.599	1:19.109	48.266	144.1	9:49.239						
		4	1	4:43.239	2:32.803	1:23.969	46.467	89.0	14:32.478						
		5	1	2:51.899	48.210	1:17.242	46.447	146.7	17:24.377						
		6	1	2:50.090	48.685	1:15.741	45.664	148.2	20:14.467						
123	1. ENGEL 2. BENGEL						M 240i RC GTR 3	1	1	4:04.428	1:36.977	1:31.740	55.711	101.4	4:04.428
		2	1	3:03.505	52.490	1:22.959	48.056	137.4	7:07.933						
		3	1	3:03.586	52.579	1:22.937	48.070	137.3	10:11.519						
		4	1	3:04.911	51.213	1:23.122	50.576	136.4	13:16.430						
		5	1	3:04.126	52.103	1:24.164	47.859	136.9	16:20.556						
		6	1	3:02.667	52.028	1:23.289	47.350	138.0	19:23.223						
		7	1	3:01.307	50.914	1:22.337	48.056	139.1	22:24.530						
154	1.Walter HEIDTMANN						Giulia Sprint GT AR 1	1	1	3:47.135	1:12.450	1:35.988	58.697	109.1	3:47.135
		2	1	3:17.291	59.347	1:26.208	51.736	127.8	7:04.426						
		3	1	3:13.568	57.542	1:24.787	51.239	130.3	10:17.994						
		4	1	3:13.232	56.800	1:23.979	52.453	130.5	13:31.226						
		5	1	3:12.760	57.606	1:23.498	51.656	130.8	16:43.986						
177	1.Francois MURSCHEL 2.Philippe SCHMERBER						Giulia Sprint AR 3	1	1	3:43.604	1:18.878	1:30.085	54.641	110.8	3:43.604
		2	1	3:14.548	57.958	1:25.159	51.431	129.6	6:58.152						
		3	1	3:10.778	56.160	1:23.345	51.273	132.2	10:08.930						
		4	1	3:11.529	56.983	1:23.607	50.939	131.6	13:20.459						
		5	1	3:08.990	54.918	1:22.790	51.282	133.4	16:29.449						
		6	1	3:09.905	56.374	1:22.767	50.764	132.8	19:39.354						
		7	1	3:10.081	55.844	1:22.662	51.575	132.6	22:49.435						
200	1.Jörg BERNHARD						GTV V6 AR 4	1	1	3:39.169	1:13.893	1:28.735	56.541	113.0	3:39.169
		2	1	2:58.995	52.188	1:19.391	47.416	140.9	6:38.164						
		3	1	2:58.019	52.371	1:18.918	46.730	141.6	9:36.183						
		4	1	3:44.985	51.292			112.1	13:21.168						
		5	1	4:16.645	2:08.515			98.2	17:37.813						
		6	1	2:56.669	52.582			142.7	20:34.482						
203	1.Martin MÜLLER						156 AR 5								
205	1.Karl-Heinz MEYER						156 AR 5	1	1	4:42.910	2:12.273	1:36.698	53.939	87.6	4:42.910
208	Hadorn Racing Bern 1.Angelo SCALIA						75 V6 AR 4	1	1	4:17.964	1:56.768	1:30.090	51.106	96.0	4:17.964
		2	1	2:59.184	51.963	1:18.716	48.505	140.7	7:17.148						
		3	1	2:55.274	51.110	1:17.656	46.508	143.9	10:12.422						
		4	1	3:05.040	50.865	1:19.015	55.160	136.3	13:17.462						
		5	1	2:54.766	50.762	1:17.691	46.313	144.3	16:12.228						
		6	1	2:54.287	50.366	1:17.366	46.555	144.7	19:06.515						
		7	1	2:55.894	52.140	1:17.558	46.196	143.3	22:02.409						
212	1.Reiner BORN						156 Cup AR 6	1	1	4:57.577	2:16.149			83.3	4:57.577
		2	1	3:25.429	1:01.094			122.7	8:23.006						
		3	1	3:22.542	1:00.806			124.5	11:45.548						
		4	1	3:21.091	1:00.226			125.4	15:06.639						
		5	1	3:27.638	1:00.347			121.4	18:34.277						
		6	1	3:21.385	59.731			125.2	21:55.662						
216	Hadorn Racing Bern 1.Jan MEIER						Alfasud Sprint AR 4	1	1	4:39.771	2:21.469	1:27.633	50.669	88.6	4:39.771
		2	1	3:05.152	54.298	1:23.513	47.341	136.2	7:44.923						
		3	1	2:52.393	49.557	1:17.117	45.719	146.3	10:37.316						
		4	1	2:52.750	49.160	1:16.099	47.491	146.0	13:30.066						
		5	1	2:53.073	48.988	1:17.171	46.914	145.7	16:23.139						
		6	1	2:51.314	49.394	1:16.196	45.724	147.2	19:14.453						
		7	1	3:29.128	56.106	1:32.563	1:00.459	120.6	22:43.581						
218	Hadorn Racing Bern 1.Sven WAIBEL						33 1,7 QV AR 3	1	1	4:50.962	2:28.936	1:31.744	50.282	85.1	4:50.962
		2	1	3:03.057	53.934	1:21.271	47.852	137.7	7:54.019						
		3	1	3:01.781	52.147	1:20.927	48.707	138.7	10:55.800						
		4	1	2:57.585	51.891	1:18.577	47.117	142.0	13:53.385						
		5	1	2:58.396	51.802	1:18.585	48.009	141.3	16:51.781						
		6	1	2:57.429	51.636	1:18.581	47.212	142.1	19:49.210						
		7	1	3:17.955	52.003	1:28.223	57.729	127.4	23:07.165						





DMV BMW Challenger & Classic Masters SPA EURO RACE Qualifying


Sector Analysis

— Invalidated Lap ■ Personal Best ■ Session Best B Crossing the pit lane

Lap	D	Time	Sector 1	Sector 2	Sector 3	Kph	Elapsed	Lap	D	Time	Sector 1	Sector 2	Sector 3	Kph	Elapsed		
219		Hadorn Racing Bern 1. René HADORN					Alfasud Trofeo AR 3		233		1. Giuseppe TIZZA					75 V6 AR 4	
1	1	4:50.324	2:27.369	1:32.556	50.399	85.3	4:50.324	1	1	3:47.675	1:24.764	1:28.537	54.374	108.8	3:47.675		
2	1	3:03.087	54.236			137.7	7:53.411	2	1	3:01.485	51.913	1:21.302	48.270	138.9	6:49.160		
3	1	3:02.264	52.698	1:20.473	49.093	138.3	10:55.675	3	1	3:01.348	51.157	1:21.857	48.334	139.0	9:50.508		
4	1	3:01.634	52.720			138.8	13:57.309	4	1	3:04.784	54.175	1:22.794	47.815	136.5	12:55.292		
5	1	2:59.869	52.222			140.2	16:57.178	5	1	3:01.422	51.517	1:21.152	48.753	139.0	15:56.714		
6	1	3:29.066	52.586	1:34.108	1:02.372	120.6	20:26.244	6	1	3:04.003	52.050	1:21.695	50.258	137.0	19:00.717		
								7	1	3:52.458	1:00.912	1:42.398	1:09.148	108.5	22:53.175		
226		Hadorn Racing Bern 1. Ronald WAIBEL					75 AR 4		244		1. Marc FREY					BMW 328iS E36 CM 5	
1	1	4:55.649	2:24.546	1:38.858	52.245	83.8	4:55.649	1	1	4:49.932	2:26.127	1:33.106	50.699	85.5	4:49.932		
2	1	3:16.122	54.855	1:29.677	51.590	128.6	8:11.771	2	1	3:02.647	53.525	1:20.960	48.162	138.0	7:52.579		
3	1	3:15.783	53.843	1:31.126	50.814	128.8	11:27.554	3	1	3:05.850	52.153	1:22.925	50.772	135.7	10:58.429		
4	1	3:16.988	54.802	1:28.470	53.716	128.0	14:44.542	4	1	3:05.369	54.978	1:20.238	50.153	136.0	14:03.798		
5	1	3:11.778	54.838	1:26.434	50.506	131.5	17:56.320	5	1	3:28.470	56.172	1:29.692	1:02.606	120.9	17:32.268		
6	1	3:47.165	58.595	1:35.631	1:12.939	111.0	21:43.485										
227		1. Ciro CARAVÀ					GTV Bertone AR 2		248		1. Frank WOLF					BMW 328iS E36 CM 5	
1	1	4:49.769	2:10.370	1:37.988	1:01.411	85.5	4:49.769	1	1	4:53.520	2:25.323	1:38.447	49.750	84.4	4:53.520		
2	1	3:06.871	56.028	1:22.217	48.626	134.9	7:56.640	2	1	3:01.477	52.241	1:20.618	48.618	138.9	7:54.997		
3	1	3:01.121	52.497	1:20.318	48.306	139.2	10:57.761	3	1	3:01.676	51.950	1:21.037	48.689	138.8	10:56.673		
4	1	3:00.275	52.744	1:19.300	48.231	139.9	13:58.036	4	1	2:57.214	51.569	1:19.552	46.093	142.3	13:53.887		
5	1	2:59.970	52.174	1:19.434	48.362	140.1	16:58.006	5	1	2:57.491	51.136	1:18.289	48.066	142.1	16:51.378		
6	1	3:33.627	56.962	1:37.539	59.126	118.0	20:31.633	6	1	2:58.402	51.530	1:19.980	46.892	141.3	19:49.780		
								7	1	2:58.276	51.219	1:19.724	47.333	141.4	22:48.056		
228		1. Philip SNELTING					Giulietta 2,0 AR 3		253		1. Sasan FARIWAR					75 AR 4	
1	1	3:41.726	1:17.520	1:31.053	53.153	111.7	3:41.726	1	1	4:08.448	1:41.666			99.7	4:08.448		
2	1	3:15.614	57.083	1:26.248	52.283	128.9	6:57.340	2	1	3:11.826	56.474			131.4	7:20.274		
3	1	3:10.811	55.993	1:23.803	51.015	132.1	10:08.151	3	1	3:13.519	54.687			130.3	10:33.793		
4	1	3:11.765	56.300	1:24.525	50.940	131.5	13:19.916	4	1	3:09.217	53.313			133.3	13:43.010		
5	1	3:10.690	55.675	1:23.811	51.204	132.2	16:30.606	5	1	3:10.513	52.950			132.3	16:53.523		
6	1	3:10.062	57.069	1:22.151	50.842	132.7	19:40.668	6	1	3:09.906	53.367			132.8	20:03.429		
7	1	3:09.148	55.556	1:22.281	51.311	133.3	22:49.816										
229		1. Udo KLEIN					147 Cup GT AR 5		256		ADAC Pfalz e.V. 1. Oliver GRÖBL 2. Martin RICHTER					147 Cup JTD AR 3	
1	1	4:03.081	1:36.274			101.9	4:03.081	1	1	3:03.945	48.709	1:26.275	48.961	134.7	3:03.945		
2	1	3:05.749	53.621			135.7	7:08.830	2	1	3:00.299	52.844	1:19.849	47.606	139.8	6:04.244		
3	1	3:03.037	52.581			137.8	10:11.867	3	1	3:00.980	52.273	1:20.365	48.342	139.3	9:05.224		
4	1	3:06.666	52.979			135.1	13:18.533	4	1	3:01.744	51.955	1:22.172	47.617	138.7	12:06.968		
5	1	2:59.437	51.142			140.5	16:17.970	5	1	3:00.495	52.756	1:19.435	48.304	139.7	15:07.463		
6	1	2:55.891	51.136			143.4	19:13.861	6	1	3:01.418	52.313	1:21.181	47.924	139.0	18:08.881		
7	1	2:55.709	50.731			143.5	22:09.570	7	1	2:59.653	52.282	1:19.653	47.718	140.3	21:08.534		



Alfa Romeo Challenge




DMV BMW Challenger & Classic Masters SPA EURO RACE Qualifying

Sector Analysis

— Invalidated Lap ■ Personal Best ■ Session Best B Crossing the pit lane

Lap D	Time	Sector 1	Sector 2	Sector 3	Kph	Elapsed	Lap D	Time	Sector 1	Sector 2	Sector 3	Kph	Elapsed
258 1.Dino HEUSER 2.Mirko HEUSER							147 Cup JTD AR 3						
1	1	3:28.744	1:02.174	1:33.895	52.675	118.7	3	3:28.744					
2	1	3:12.832	57.500	1:24.408	50.924	130.8	6	4:1.576					
3	1	3:09.109	55.993	1:22.420	50.696	133.3	9	5:0.685					
4	1	3:08.540	55.499	1:22.431	50.610	133.7	12	5:9.225					
5	1	3:05.881	55.044	1:21.632	49.205	135.6	16	0:5.106					
6	1	3:06.556	54.082	1:23.089	49.385	135.2	19	1:11.662					
7	1	3:08.814	54.992	1:24.472	49.350	133.5	22	2:20.476					
289 1.Mark SCHNYDER							75 2.0 TB AR 5						
1	1	4:18.549	1:59.727	1:32.106	46.716	95.8	4	1:18.549					
2	1	2:52.501	48.451	1:20.015	44.035	146.2	7	1:11.050					
3	1	2:52.053	49.932	1:17.383	44.738	146.5	10	0:3.103					
4	1	2:52.458	47.693	1:19.491	45.274	146.2	12	5:5.561					
5	1	2:48.938	47.360	1:16.999	44.579	149.3	15	4:4.499					
6	1	3:27.899	48.564	1:33.258	1:06.077	121.3	19	1:12.398					
310 1.Maurice THORMÄHLEN 2.Hinrich THORMÄHLEN							M3 GTR E46 GTR 1						
1	1	3:42.585	1:34.843	1:21.258	46.484	111.3	3	4:2.585					
2	1	2:43.597	47.101	1:12.920	43.576	154.1	6	2:6.182					
3	1	2:39.447	46.462	1:10.956	42.029	158.1	9	0:5.629					
4	1	2:40.000	45.008	1:10.588	44.404	157.6	11	4:5.629					
5	1	2:38.666	44.834			158.9	14	2:4.295					
6	1	2:37.668	44.441	1:11.843	41.384	159.9	17	0:1.963					
7	1	5:03.818	3:07.189	1:11.833	44.796	83.0	22	0:5.781					
311 MSC Emstal e.V. im ADAC 1.Gerrit SPANGENBERG 2.Andre WENNING							M3 GTR E36 GTR 1						
1	1	3:23.588	1:04.563	1:29.614	49.411	121.7	3	2:3.588					
2	1	3:00.682	54.488	1:18.751	47.443	139.5	6	2:4.270					
3	1	2:54.565	50.549	1:18.935	45.081	144.4	9	1:8.835					
4	1	2:50.097	48.039	1:16.669	45.389	148.2	12	0:8.932					
5	1	2:50.633	49.228	1:16.227	45.178	147.8	14	5:9.565					
6	1	2:50.213	48.344	1:17.455	44.414	148.1	17	4:9.778					
7	1	3:08.389	47.234	1:20.324	1:00.831	133.8	20	5:8.167					
313 JS Competition 1.Michael HESSE							BMW E36 325i CM 4						
1	1	4:34.805	2:01.770	1:36.513	56.522	90.2	4	3:4.805					
2	1	3:26.069	58.787	1:32.628	54.654	122.4	8	0:0.874					
3	1	3:21.163	58.291	1:29.474	53.398	125.3	11	2:2.037					
4	1	3:30.220	57.878	1:35.926	56.416	119.9	14	5:2.257					
5	1	3:19.871	57.911	1:28.527	53.433	126.2	18	1:12.128					
6	1	3:21.413	57.632	1:28.501	55.280	125.2	21	3:3.541					
318 Kessel Motorsport 1.Thomas KESSEL							M2 GTR GTR 1						
1	1	3:00.982	49.940	1:21.718	49.324	136.9	3	0:0.982					
2	1	2:44.587	46.641	1:15.165	42.781	153.2	5	4:5.569					
3	1	2:43.464	45.669	1:14.257	43.538	154.2	8	2:9.033					
4	1	2:46.550	47.007	1:16.482	43.061	151.4	11	1:15.583					
5	1	2:46.676	46.491	1:15.562	44.623	151.3	14	0:2.259					
6	1	2:48.012	48.220	1:15.005	44.787	150.1	16	5:0.271					
7	1	2:49.989	50.007	1:16.325	43.657	148.3	19	4:0.260					
8	1	2:52.321	47.227	1:17.508	47.586	146.3	22	3:2.581					
328 1.Arne LANZENDÖRFER							BMW 328i E30 CM 4						
1	1	4:32.763	1:58.631	1:33.166	1:00.966	90.8	4	3:2.763					
2	1	3:15.882	55.747	1:30.163	49.972	128.7	7	4:8.645					
3	1	3:06.776	54.117	1:23.542	49.117	135.0	10	5:5.421					
4	1	4:35.541	2:20.853	1:25.088	49.600	91.5	15	3:0.962					
5	1	3:35.472	53.298	1:29.893	1:12.281	117.0	19	0:6.434					
329 G-Speed Racing 1.Oliver RÜSCH							M3 GT V8 E92 GTR 2						
1	1	4:40.487	2:08.370	1:37.069	55.048	88.3	4	4:0.487					
2	1	2:50.733	50.098	1:17.075	43.560	147.7	7	3:1.220					
3	1	2:46.147	46.435	1:15.720	43.992	151.8	10	1:7.367					
4	1	2:59.383	47.133	1:22.001	50.249	140.6	13	1:6.750					
5	1	4:00.599	1:56.587	1:19.151	44.861	104.8	17	1:7.349					
6	1	2:52.312	47.959	1:19.160	45.193	146.3	20	0:9.661					
330 G-Speed Racing 1.Niclas DYMECK							M3 E46 GTR 3						
1	1	4:39.269	2:10.055	1:36.155	53.059	88.7	4	3:9.269					
2	1	3:01.368	52.298	1:22.815	46.255	139.0	7	4:0.637					
3	1	2:53.633	49.359	1:17.942	46.332	145.2	10	3:4.270					
4	1	2:54.260	50.414	1:17.529	46.317	144.7	13	2:8.530					
5	1	2:52.421	49.367	1:17.187	45.867	146.2	16	2:0.951					
6	1	3:06.601	48.878	1:27.125	50.598	135.1	19	2:7.552					
334 AVP Motorsport 1.Stefan HUPFER 2.Sascha HANCKE							320 i EVO E46 GTR 3						
1	1	3:57.004	1:29.250	1:33.083	54.671	104.5	3	5:7.004					
2	1	3:04.413	55.387	1:20.653	48.373	136.7	7	0:1.417					
3	1	2:58.093	51.574	1:19.025	47.494	141.6	9	5:9.510					
4	1	2:58.191	50.895	1:19.544	47.752	141.5	12	5:7.701					
5	1	3:56.912	1:50.818	1:19.030	47.064	106.4	16	5:4.613					
6	1	2:55.902	50.344	1:18.940	46.618	143.3	19	5:0.515					
7	1	2:56.701	51.602	1:18.186	46.913	142.7	22	4:7.216					






DMV BMW Challenger & Classic Masters SPA EURO RACE Qualifying

Sector Analysis

— Invalidated Lap ■ Personal Best ■ Session Best B Crossing the pit lane

Lap	D	Time	Sector 1	Sector 2	Sector 3	Kph	Elapsed	Lap	D	Time	Sector 1	Sector 2	Sector 3	Kph	Elapsed		
335		Peeters Racing 1. Marc PEETERS					335i ST E90 GTR 2		357		1. Marcel MAHR					325iS E90 325iS	
1	1	3:13.875	1:00.863	1:24.953	48.059	127.8	3:13.875	1	1	3:19.591	53.274	1:32.148	54.169	124.1	3:19.591		
2	1	2:51.400	49.087	1:17.347	44.966	147.1	6:05.275	2	1	2:57.523	52.949	1:17.657	46.917	142.0	6:17.114		
3	1	2:50.375	48.340	1:17.125	44.910	148.0	8:55.650	3	1	2:56.726	52.301	1:17.234	47.191	142.7	9:13.840		
4	1	2:51.207	47.956	1:16.695	46.556	147.3	11:46.857	4	1	2:54.775	51.075			144.3	12:08.615		
5	1	2:50.192	48.136	1:16.302	45.754	148.2	14:37.049	5	1	3:33.501	1:01.228			118.1	15:42.116		
6	1	2:51.175	48.105	1:15.996	47.074	147.3	17:28.224	6	1	3:07.358	51.589			134.6	18:49.474		
7	1	4:23.045 B	2:18.339	1:16.691	48.015	95.9	21:51.269	7	1	3:07.071	51.923	1:23.527	51.621	134.8	21:56.545		
336		Gelhaus Motorsport 1. Reiner Gelhaus					GM M3 GT E46 GTR 3		358		Ganser Motorsport 1. Jakob BOMBIS					325iS E90 325iS	
1	1	3:32.879	1:16.991	1:24.589	51.299	116.4	3:32.879	1	1	4:30.448	2:00.674			91.6	4:30.448		
2	1	2:52.875	51.459	1:16.199	45.217	145.9	6:25.754	2	1	3:20.180	59.658			126.0	7:50.628		
3	1	2:45.303	48.093	1:13.039	44.171	152.5	9:11.057	3	1	3:10.110	56.397			132.6	11:00.738		
4	1	2:49.615	47.568	1:15.723	46.324	148.7	12:00.672	4	1	3:08.501	55.026			133.8	14:09.239		
5	1	5:04.664 B	2:53.110	1:25.622	45.932	82.8	17:05.336	5	1	3:25.337	57.152			122.8	17:34.576		
6	1	2:45.192	47.690	1:14.093	43.409	152.6	19:50.528										
7	1	2:48.244	50.032	1:14.001	44.211	149.9	22:38.772										
340		1. Christian KAUTZ					330i GT E46 GTR 4		404		Munckhof Racing 1. Eric V.D. MUNCKHOF					KK M4 GTR GTR 1	
1	1	3:49.220	1:30.113	1:28.543	50.564	108.1	3:49.220	1	1	2:58.781	45.304	1:24.645	48.832	138.6	2:58.781		
2	1	3:00.582	50.988	1:21.061	48.533	139.6	6:49.802	2	1	2:45.377	48.002	1:14.693	42.682	152.5	5:44.158		
3	1	3:01.226	51.864	1:20.896	48.466	139.1	9:51.028	3	1	2:42.141	45.474	1:13.813	42.854	155.5	8:26.299		
4	1	2:57.124	51.874	1:18.264	46.986	142.4	12:48.152	4	1	2:38.018	44.994	1:11.676	41.348	159.6	11:04.317		
5	1	2:54.674	50.804	1:17.639	46.231	144.3	15:42.826	5	1	2:46.171	46.974	1:16.060	43.137	151.7	13:50.488		
								6	1	2:42.748	47.181	1:13.450	42.117	154.9	16:33.236		
								7	1	2:39.379	45.613	1:11.032	42.734	158.2	19:12.615		
								8	1	2:40.220	45.743	1:11.992	42.485	157.4	21:52.835		
351		PR Motorsport 1. Romano SCHULZ 2. Maximilian BÖSING					325iS E90 325iS		405		MDM Racing 1. Christopher GROTH					BMW 318ti Cup CM 2	
1	1	3:26.858	1:04.699	1:29.859	52.300	119.8	3:26.858	1	1	5:18.898	2:41.970	1:40.307	56.621	77.7	5:18.898		
2	1	3:07.535	54.802	1:20.603	52.130	134.5	6:34.393	2	1	3:17.729	58.984	1:26.741	52.004	127.5	8:36.627		
3	1	3:00.658	52.632	1:19.434	48.592	139.6	9:35.051	3	1	3:14.344	57.486	1:23.574	53.284	129.7	11:50.971		
4	1	3:02.821	53.366	1:19.306	50.149	137.9	12:37.872	4	1	3:10.880	56.087	1:23.052	51.741	132.1	15:01.851		
5	1	3:01.954	52.776	1:19.327	49.851	138.6	15:39.826	5	1	3:10.915	56.243	1:23.437	51.235	132.1	18:12.766		
6	1	3:04.124	53.068	1:20.060	50.996	136.9	18:43.950	6	1	3:11.887	56.972	1:21.886	53.029	131.4	21:24.653		
355		1. Ulrich TAPPE					325iS E36 325iS		406		MDM Racing 1. Christopher MAIER					BMW 318ti Cup CM 2	
1	1	3:54.816	1:37.773	1:26.407	50.636	105.5	3:54.816	1	1	5:40.955	2:54.010	1:40.963	1:05.982	72.7	5:40.955		
2	1	3:01.697	53.863	1:19.217	48.617	138.8	6:56.513	2	1	3:36.822	1:02.221	1:32.762	1:01.839	116.3	9:17.777		
3	1	3:00.342	52.783	1:19.364	48.195	139.8	9:56.855	3	1	3:36.256	1:03.249	1:36.447	56.560	116.6	12:54.033		
4	1	3:00.729	52.852	1:19.420	48.457	139.5	12:57.584	4	1	3:31.282	1:01.231	1:30.612	59.439	119.3	16:25.315		
5	1	3:04.733	56.934	1:20.132	47.667	136.5	16:02.317	5	1	3:34.454	1:04.040	1:34.068	56.346	117.6	19:59.769		
6	1	2:59.968	53.540	1:18.626	47.802	140.1	19:02.285	6	1	3:23.828	58.695	1:30.542	54.591	123.7	23:23.597		
7	1	3:01.456	54.396	1:19.007	48.053	139.0	22:03.741										



DMV BMW Challenger & Classic Masters SPA EURO RACE Qualifying

Sector Analysis

— Invalidated Lap ■ Personal Best ■ Session Best B Crossing the pit lane

Lap	D	Time	Sector 1	Sector 2	Sector 3	Kph	Elapsed	Lap	D	Time	Sector 1	Sector 2	Sector 3	Kph	Elapsed
438	Gelhaus Motorsport BMW 318is E30 1. Rudolf GELHAUS CM 2							3	1	3:06.411	55.677			135.3	9:30.508
	4	1	3:12.539	55.313	1:20.783	56.443	131.0	12:43.047							
	1	1	4:02.352	1:32.831	1:32.755	56.766	102.2	4:02.352							
	2	1	3:15.376	1:00.528	1:23.243	51.605	129.1	7:17.728							
	3	1	3:12.671	56.862	1:24.740	51.069	130.9	10:30.399							
	4	1	3:13.763	57.204	1:25.277	51.282	130.1	13:44.162							
	5	1	3:13.001	56.803	1:25.183	51.015	130.6	16:57.163							
6	1	3:12.527	57.498	1:23.974	51.055	131.0	20:09.690								
473	1. Walter LEUPOLD 190 E 2,3-16V 2. Alexander LIESE AR 6							1	1	3:21.594	1:03.503	1:27.908	50.183	122.9	3:21.594
	2	1	3:05.010	52.706	1:21.474	50.830	136.3	6:26.604							
	3	1	3:00.201	52.054	1:20.352	47.795	139.9	9:26.805							
	4	1	3:00.082	52.202	1:20.178	47.702	140.0	12:26.887							
	5	1	3:01.058	52.221	1:20.705	48.132	139.3	15:27.945							
	6	1	3:01.043	51.932	1:20.593	48.518	139.3	18:28.988							
	7	1	3:00.778	52.273	1:20.468	48.037	139.5	21:29.766							
501	Smyrlis Racing BMW 318ti Cup 1. Ioannis SMYRLIS 318i SC 2. Christopher RINK							1	1	5:35.878	2:21.570	2:08.742	1:05.566	73.8	5:35.878
	2	1	3:05.327	55.787			136.1	8:41.205							
	3	1	3:05.027	55.401	1:19.629	49.997	136.3	11:46.232							
	4	1	3:03.940	55.038	1:19.120	49.782	137.1	14:50.172							
504	Smyrlis Racing 318ti Cup 1. Paul HEINISCH 318i SC							1	1	4:07.125	1:37.810	1:32.333	56.982	100.3	4:07.125
	2	1	3:08.665	56.341	1:22.019	50.305	133.6	7:15.790							
	3	1	3:07.330	57.203	1:19.756	50.371	134.6	10:23.120							
	4	1	3:06.890	55.858	1:20.038	50.994	134.9	13:30.010							
	5	1	3:09.275	56.897	1:20.414	52.664	132.7	16:39.985							
	6	1	3:08.531	56.337	1:20.896	51.298	133.7	19:48.516							
	7	1	3:07.824	57.199	1:19.564	51.061	134.2	22:56.340							
506	Smyrlis Racing BMW 318ti Cup 1. Ioannis SMYRLIS CM 2 2. Christopher RINK							1	1	5:37.044	2:37.522	1:51.762	1:07.760	73.5	5:37.044
	2	1	3:04.709	55.602			136.5	8:41.753							
	3	1	3:08.144	55.068			134.0	11:49.897							
	4	1	3:03.477	55.082			137.4	14:53.374							
	5	1	3:46.149	1:00.872	1:40.352	1:04.925	111.5	18:39.523							
	5	1	3:46.149	1:00.872	1:40.352	1:04.925	111.5	18:39.523							
526	PR Motorsport BMW 318ti Cup 1. Florian KRAMER CM 2							1	1	3:18.009	1:02.556			125.1	3:18.009
	2	1	3:06.088	55.983			135.5	6:24.097							
530	Freude am Fahren 328i ST E36 1. Alex PAWLOW GTR 4							1	1	4:46.196	2:16.839	1:33.015	56.342	86.6	4:46.196
	2	1	2:58.182	51.838			141.5	7:44.378							
	3	1	2:54.151	51.711			144.8	10:38.529							
	4	1	2:53.138	51.091			145.6	13:31.667							
	5	1	2:53.400	51.280			145.4	16:25.067							
	6	1	2:54.384	50.963			144.6	19:19.451							
	7	1	3:00.347	51.065	1:22.223	47.059	139.8	22:19.798							
595	Duller Motorsport M3 GTR E46 1. Siegfried KUZDAS GTR 1 2. Herwig DULLER							1	1	3:20.628	59.582	1:30.464	50.582	123.5	3:20.628
	2	1	2:53.891	54.218	1:16.343	43.330	145.0	6:14.519							
	3	1	2:40.060	44.827	1:12.973	42.260	157.5	8:54.579							
	4	1	2:38.208	44.603	1:11.738	41.867	159.4	11:32.787							
	5	1	2:51.209	48.318	1:16.467	46.424	147.3	14:23.996							
	6	1	2:38.342	44.538	1:11.594	42.210	159.2	17:02.338							
	6	1	2:38.342	44.538	1:11.594	42.210	159.2	17:02.338							
899	LifeCarRacing KRAC im ADAC e.V. M2 CS RC-R 1. Thomas LEYHERR GTR 1							1	1	4:41.289	2:06.835	1:38.003	56.451	88.1	4:41.289
	2	1	2:51.444	49.640	1:17.556	44.248	147.1	7:32.733							
	3	1	2:45.767	46.465	1:15.396	43.906	152.1	10:18.500							
	4	1	2:48.203	46.704	1:16.111	45.388	149.9	13:06.703							
	5	1	2:48.632	47.558	1:15.482	45.592	149.5	15:55.335							
	6	1	2:48.551	46.598	1:17.053	44.900	149.6	18:43.886							
	7	1	2:46.491	46.493	1:15.219	44.779	151.4	21:30.377							
933	ATT Racing Porsche Boxster 2,5 1. Martin KNOF CM 4 2. Marius SCHÄFER							1	1	4:19.943	1:57.435			95.3	4:19.943
	2	1	3:04.316	54.278			136.8	7:24.259							
	3	1	3:03.426	53.373			137.5	10:27.685							
	4	1	3:03.741	53.133			137.2	13:31.426							
	5	1	3:02.007	54.791			138.5	16:33.433							
	6	1	3:01.205	53.019			139.1	19:34.638							
	7	1	3:00.938	52.409			139.4	22:35.576							
964	east-racing Motorsport Porsche 964 GT 3,6 1. Thomas RÖPKE CM 5							1	1	3:34.600	1:17.060	1:26.414	51.126	115.4	3:34.600
	2	1	3:00.313	51.705	1:20.619	47.989	139.8	6:34.913							
	3	1	2:57.894	50.364			141.7	9:32.807							
	4	1	2:58.583	51.221	1:20.189	47.173	141.2	12:31.390							
	5	1	4:56.643	2:44.912	1:22.156	49.575	85.0	17:28.033							
	6	1	2:58.314	50.901	1:19.843	47.570	141.4	20:26.347							