

### DMV BMW Challenge & Classic Masters SPA EURO RACE Race

#### Sector Analysis

— Invalidated Lap    ■ Personal Best    ■ Session Best    B Crossing the pit lane


Lap	D	Time	Sector 1	Sector 2	Sector 3	Kph	Elapsed	Lap	D	Time	Sector 1	Sector 2	Sector 3	Kph	Elapsed
<b>22</b> Duller Motorsport 1. Markus WEEGE M3 GTR E46 GTR 1								12	1	3:00.193	52.523	1:20.056	47.614	139.9	45:53.133
1	1	2:40.229	46.557	1:11.539	42.133	154.6	2:40.229	13	1	3:00.858	52.926	1:20.178	47.754	139.4	48:53.991
2	1	2:46.906	<b>44.834</b>	1:14.701	47.371	151.1	5:27.135	14	1	2:59.149	52.535	1:19.393	<b>47.221</b>	140.7	51:53.140
3	1	3:30.883	1:11.297	1:37.046	42.540	119.6	8:58.018	15	1	3:00.681	52.695	1:20.757	47.229	139.6	54:53.821
4	1	3:18.465	45.762	1:34.348	58.355	127.0	12:16.483	16	1	3:00.270	51.921	1:21.065	47.284	139.9	57:54.091
5	1	4:36.533	1:32.286	1:45.007	1:19.240	91.2	16:53.016	17	1	<b>2:57.788</b>	<b>51.293</b>	<b>1:19.223</b>	47.272	141.8	1:00:51.879
6	1	3:35.359	1:16.093	1:33.376	45.890	117.1	20:28.375	18	1	2:59.116	51.545	1:19.473	48.098	140.8	1:03:50.995
7	1	2:44.084	47.491	1:13.378	43.215	153.7	23:12.459								
8	1	2:39.466	45.754	1:11.475	42.237	158.1	25:51.925	<b>54</b> SAD Motorsport 1. Andreas HANSEN BMW 328i ST E36 CM 5							
9	1	7:55.338	B 5:10.624	1:45.975	58.739	53.0	33:47.263	1	1	4:02.555	1:56.566			102.1	4:02.555
10	1	2:43.842	46.758	1:13.408	43.676	153.9	36:31.105	2	1	4:13.458	1:20.523	1:53.011	59.924	99.5	8:16.013
11	1	2:39.703	45.874	1:11.414	42.415	157.9	39:10.808	3	1	3:26.416	50.108	1:21.548	1:14.760	122.2	11:42.429
12	1	<b>2:39.245</b>	45.499	<b>1:11.198</b>	42.548	158.3	41:50.053	4	1	4:34.621	1:29.758	1:50.395	1:14.468	91.8	16:17.050
13	1	2:40.034	45.324	1:11.795	42.915	157.6	44:30.087	5	1	3:44.153	1:14.098	1:29.632	1:00.423	112.5	20:01.203
14	1	2:42.625	47.382	1:13.017	42.226	155.0	47:12.712	6	1	2:51.750	49.723	1:16.972	<b>45.055</b>	146.8	22:52.953
15	1	2:41.851	46.136	1:13.617	<b>42.098</b>	155.8	49:54.563	7	1	<b>2:51.745</b>	49.734	<b>1:16.734</b>	45.277	146.8	25:44.698
16	1	2:53.799	49.562	1:16.337	47.900	145.1	52:48.362	8	1	3:36.389	52.473	1:37.847	1:06.069	116.5	29:21.087
								9	1	4:00.585	1:21.098	1:36.858	1:02.629	104.8	33:21.672
<b>26</b> Ganser Motorsport 1. Sarah GANSER BMW 325iS E36 CM 4								10	1	3:04.662	57.046	1:19.319	48.297	136.5	36:26.334
1	1	4:14.290	2:02.483	1:21.453	50.354	97.4	4:14.290	11	1	7:05.074	B 4:56.305	1:20.006	48.763	59.3	43:31.408
2	1	4:05.400	1:15.574	1:53.644	56.182	102.7	8:19.690	12	1	2:59.043	52.667	1:19.728	46.648	140.8	46:30.451
3	1	3:28.745	53.306	1:23.937	1:11.502	120.8	11:48.435	13	1	2:59.234	50.706	1:19.607	48.921	140.7	49:29.685
4	1	4:35.765	1:30.173	1:49.570	1:16.022	91.4	16:24.200	14	1	2:55.216	<b>49.696</b>	1:18.455	47.065	143.9	52:24.901
5	1	3:42.279	1:13.976	1:29.839	58.464	113.4	20:06.479	15	1	2:58.712	54.177	1:18.099	46.436	141.1	55:23.613
6	1	2:58.174	52.145	1:19.747	<b>46.282</b>	141.5	23:04.653	16	1	2:56.411	52.692	1:17.617	46.102	142.9	58:20.024
7	1	<b>2:57.909</b>	52.267	1:18.673	46.969	141.7	26:02.562	17	1	2:53.601	49.791	1:17.224	46.586	145.2	1:01:13.625
8	1	3:24.465	1:01.191	1:22.374	1:00.900	123.3	29:27.027	18	1	2:53.944	50.142	1:17.793	46.009	145.0	1:04:07.569
9	1	4:07.362	1:22.334	1:48.943	56.085	101.9	33:34.389								
10	1	3:02.541	52.459	1:21.155	48.927	138.1	36:36.930	<b>64</b> 1. Frank DE HEK Giulia AR 2							
11	1	7:30.552	B 5:19.534	1:22.656	48.362	56.0	44:07.482	1	1	4:15.847	2:02.073	1:21.430	52.344	96.8	4:15.847
12	1	3:01.071	53.560	1:20.463	47.048	139.3	47:08.553	2	1	4:06.652	1:15.507	1:53.986	57.159	102.2	8:22.499
13	1	2:58.823	52.435	1:19.326	47.062	141.0	50:07.376	3	1	3:27.988	53.100	1:23.899	1:10.989	121.2	11:50.487
14	1	2:59.402	52.683	1:19.682	47.037	140.5	53:06.778	4	1	4:36.405	1:31.250	1:49.065	1:16.090	91.2	16:26.892
15	1	2:58.122	52.503	1:18.872	46.747	141.6	56:04.900	5	1	3:41.123	1:15.009	1:29.395	56.719	114.0	20:08.015
16	1	2:58.590	<b>52.008</b>	<b>1:18.600</b>	47.982	141.2	59:03.490	6	1	3:01.287	52.324	1:19.882	49.081	139.1	23:09.302
17	1	2:59.392	52.215	1:19.505	47.672	140.6	1:02:02.882	7	1	3:04.270	<b>52.056</b>	1:21.003	51.211	136.8	26:13.572
								8	1	3:27.802	1:01.743	1:24.188	1:01.871	121.3	29:41.374
<b>31</b> 1. Jan DE HEK Bertone AR 3								9	1	4:03.038	1:16.232	1:48.262	58.544	103.7	33:44.412
1	1	4:19.905	2:04.082	1:22.331	53.492	95.3	4:19.905	10	1	7:15.915	B 5:07.007	1:20.773	48.135	57.8	41:00.327
2	1	4:04.763	1:15.152	1:53.324	56.287	103.0	8:24.668	11	1	2:59.814	52.579	1:19.405	47.830	140.2	44:00.141
3	1	3:27.386	52.774	1:27.556	1:07.056	121.6	11:52.054	12	1	<b>2:59.003</b>	52.494	1:18.923	47.586	140.9	46:59.144
4	1	4:36.312	1:31.453	1:49.515	1:15.344	91.3	16:28.366	13	1	2:59.019	52.269	1:19.176	47.574	140.8	49:58.163
5	1	3:40.930	1:18.258	1:26.534	56.138	114.1	20:09.296	14	1	2:59.125	52.133	<b>1:18.710</b>	48.282	140.8	52:57.288
6	1	3:00.740	52.078	1:20.529	48.133	139.5	23:10.036	15	1	3:00.319	52.920	1:20.051	<b>47.348</b>	139.8	55:57.607
7	1	3:05.202	54.786	1:20.042	50.374	136.1	26:15.238	16	1	2:59.697	52.532	1:19.585	47.580	140.3	58:57.304
8	1	3:26.889	1:02.555	1:22.448	1:01.886	121.9	29:42.127	17	1	2:59.556	52.499	1:19.303	47.754	140.4	1:01:56.860
9	1	7:08.180	B 4:59.287	1:20.062	48.831	58.9	36:50.307								
10	1	3:02.898	54.013	1:20.820	48.065	137.9	39:53.205	<b>66</b> Duller Motorsport 1. Philipp MATTERSDFER Opel Astra DTC CM 6							
11	1	2:59.735	52.613	1:19.617	47.505	140.3	42:52.940	1	1	4:00.919	1:56.746	1:16.909	47.264	102.8	4:00.919
								2	1	4:13.625	1:20.606	1:53.004	1:00.015	99.4	8:14.544



**BMW CHALLENGE**



*Alfa Romeo Challenge*



**DMV BMW Challenge & Classic Masters**  
SPA EURO RACE  
Race

Sector Analysis

Invalidated Lap Personal Best Session Best Crossing the pit lane

Lap	D	Time	Sector 1	Sector 2	Sector 3	Kph	Elapsed	Lap	D	Time	Sector 1	Sector 2	Sector 3	Kph	Elapsed
3	1	3:26.110	49.659	1:22.317	1:14.134	122.3	11:40.654	15	1	2:53.474	49.899	1:16.897	46.678	145.3	55:15.794
4	1	4:34.565	1:30.108	1:50.342	1:14.115	91.8	16:15.219	16	1	2:57.401	50.643	1:18.593	48.165	142.1	58:13.195
5	1	3:45.204	1:14.840	1:29.602	1:00.762	112.0	20:00.423	17	1	2:59.783	51.417	1:19.029	49.337	140.2	1:01:12.978
6	1	2:50.722	49.671	1:16.035	<b>45.016</b>	147.7	22:51.145	18	1	2:56.923	51.038	1:18.134	47.751	142.5	1:04:09.901
7	1	2:50.796	49.165	1:16.331	45.300	147.6	25:41.941								
8	1	3:38.554	52.656	1:39.937	1:05.961	115.4	29:20.495								
9	1	4:00.633	1:20.684	1:37.355	1:02.594	104.8	33:21.128								
10	1	2:58.033	55.578	<b>1:15.819</b>	46.636	141.6	36:19.161								
11	1	2:52.218	49.401	1:15.954	46.863	146.4	39:11.379								
12	1	7:01.249 <b>B</b>	4:57.271	1:16.876	47.102	59.9	46:12.628								
13	1	2:51.559	49.630	1:16.361	45.568	147.0	49:04.187								
14	1	2:50.801	49.402	1:15.880	45.519	147.6	51:54.988								
15	1	2:52.514	49.180	1:16.513	46.821	146.2	54:47.502								
16	1	2:53.441	<b>48.526</b>	1:18.473	46.442	145.4	57:40.943								
17	1	<b>2:50.608</b>	49.137	1:15.994	45.477	147.8	1:00:31.551								
18	1	2:51.085	49.016	1:16.111	45.958	147.4	1:03:22.636								

**94** EBRT BMW Z4  
1. Guillaume PATZE GTR 2  
2. André PATZE

1	1	2:47.884	48.998	1:15.228	43.658	147.6	2:47.884
2	1	2:58.209	47.149	1:21.397	49.663	141.5	5:46.093
3	1	3:17.926	59.406	1:34.725	43.795	127.4	9:04.019
4	1	3:17.397	<b>46.885</b>	1:31.805	58.707	127.7	12:21.416
5	1	4:36.406	1:35.112	1:42.074	1:19.220	91.2	16:57.822
6	1	3:35.623	1:16.667	1:31.408	47.548	116.9	20:33.445
7	1	2:46.423	47.312	1:15.012	44.099	151.5	23:19.868
8	1	2:49.113	47.841	1:14.676	46.596	149.1	26:08.981
9	1	3:26.434	1:00.194	1:23.211	1:03.029	122.1	29:35.415
10	1	4:04.094	1:18.964	1:48.702	56.428	103.3	33:39.509
11	1	2:48.192	49.268	1:14.495	44.429	149.9	36:27.701
12	1	6:56.291 <b>B</b>	4:56.003	1:16.171	44.117	60.6	43:23.992
13	1	2:47.079	48.498	1:14.484	44.097	150.9	46:11.071
14	1	2:46.088	48.355	<b>1:14.218</b>	43.515	151.8	48:57.159
15	1	<b>2:46.008</b>	48.346	1:14.383	<b>43.279</b>	151.9	51:43.167
16	1	2:47.182	48.720	1:14.576	43.886	150.8	54:30.349
17	1	2:47.342	47.933	1:14.723	44.686	150.7	57:17.691
18	1	2:48.481	48.322	1:15.349	44.810	149.7	1:00:06.172
19	1	2:47.430	47.919	1:15.114	44.397	150.6	1:02:53.602

**67** east racing M 240i RC  
1. Marco DAEDELOW GTR 3

1	1	2:49.110	49.670	1:15.203	44.237	146.5	2:49.110
2	1	3:03.569	47.998	1:24.948	50.623	137.4	5:52.679
3	1	3:14.892	55.779	1:33.415	45.698	129.4	9:07.571
4	1	4:56.436	2:47.596	1:23.708	45.132	85.1	14:04.007
5	1	3:14.177	50.755	1:17.176	1:06.246	129.9	17:18.184
6	1	3:32.565	1:14.018	1:27.491	51.056	118.6	20:50.749
7	1	2:50.989	51.497	1:15.113	44.379	147.5	23:41.738
8	1	2:52.144	48.895	1:16.077	47.172	146.5	26:33.882
9	1	3:19.660	57.493	1:24.041	58.126	126.3	29:53.542
10	1	4:01.394	1:16.495	1:44.972	59.927	104.5	33:54.936
11	1	7:02.570 <b>B</b>	5:02.451	1:15.268	44.851	59.7	40:57.506
12	1	2:47.433	48.687	<b>1:14.334</b>	44.412	150.6	43:44.939
13	1	2:49.752	49.359	1:16.339	<b>44.054</b>	148.5	46:34.691
14	1	2:47.915	<b>47.731</b>	1:15.451	44.733	150.2	49:22.606
15	1	2:48.341	48.919	1:14.556	44.866	149.8	52:10.947
16	1	<b>2:47.408</b>	47.798	1:15.488	44.122	150.6	54:58.355
17	1	2:50.449	48.429	1:17.317	44.703	147.9	57:48.804
18	1	2:51.105	48.094	1:17.799	45.212	147.4	1:00:39.909
19	1	2:48.401	48.543	1:15.338	44.520	149.7	1:03:28.310

**77** Jaschinski Motorsport BMW E30 4.0i V8  
1. André JASCHINSKI CM 5

1	1	4:03.642	1:58.274	1:17.517	47.851	101.7	4:03.642
2	1	4:12.814	1:20.639	1:52.855	59.320	99.7	8:16.456
3	1	3:26.719	50.579	1:21.816	1:14.324	122.0	11:43.175
4	1	4:34.730	1:29.675	1:50.803	1:14.252	91.8	16:17.905
5	1	3:43.904	1:14.263	1:29.121	1:00.520	112.6	20:01.809
6	1	2:55.024	49.862	1:17.809	47.353	144.1	22:56.833
7	1	2:53.792	50.770	1:17.407	<b>45.615</b>	145.1	25:50.625
8	1	3:32.501	54.599	1:32.456	1:05.446	118.7	29:23.126
9	1	4:07.616	1:21.957	1:50.464	55.195	101.8	33:30.742
10	1	7:11.552 <b>B</b>	5:07.678	1:17.858	46.016	58.4	40:42.294
11	1	2:55.125	50.583	1:18.001	46.541	144.0	43:37.419
12	1	2:57.699	54.349	1:17.460	45.890	141.9	46:35.118
13	1	2:55.309	49.876	1:17.175	48.258	143.8	49:30.427
14	1	<b>2:51.893</b>	<b>49.369</b>	<b>1:16.781</b>	45.743	146.7	52:22.320


**119** Smyrlis Racing M 240i RC  
1. Hassan GELLERT GTR 3

1	1	2:56.745	52.228	1:19.014	<b>45.503</b>	140.2	2:56.745
2	1	2:59.685	48.289	1:21.490	49.906	140.3	5:56.430
3	1	3:15.409	55.850	1:32.381	47.178	129.0	9:11.839
4	1	3:13.141	53.130	1:21.582	58.429	130.5	12:24.980
5	1	4:38.583	1:36.940	1:40.790	1:20.853	90.5	17:03.563
6	1	3:36.373	1:15.100	1:31.365	49.908	116.5	20:39.936
7	1	2:54.118	49.342	1:18.631	46.145	144.8	23:34.054
8	1	7:32.915 <b>B</b>	5:04.373	1:31.579	56.963	55.7	31:06.969
9	1	3:19.697	1:00.585	1:23.988	55.124	126.3	34:26.666
10	1	2:59.312	50.984	1:19.730	48.598	140.6	37:25.978
11	1	2:54.445	49.079	1:18.767	46.599	144.5	40:20.423
12	1	2:54.709	48.386	1:19.275	47.048	144.3	43:15.132
13	1	2:53.765	49.690	1:17.819	46.256	145.1	46:08.897
14	1	<b>2:51.759</b>	48.462	1:17.598	45.699	146.8	49:00.656
15	1	2:51.761	48.528	<b>1:17.402</b>	45.831	146.8	51:52.417
16	1	2:53.855	48.999	1:18.791	46.065	145.0	54:46.272
17	1	2:54.424	<b>48.019</b>	1:20.007	46.398	144.6	57:40.696
18	1	2:53.534	49.921	1:17.478	46.135	145.3	1:00:34.230
19	1	2:52.193	48.405	1:17.913	45.875	146.4	1:03:26.423

**154** 1. Walter HEIDTMANN Giulia Sprint GT  
AR 1

1	1	4:46.188	2:20.617	1:30.145	55.426	86.6	4:46.188
2	1	3:52.207	1:02.076	1:53.065	57.066	108.6	8:38.395





### DMV BMW Challenge & Classic Masters SPA EURO RACE Race

#### Sector Analysis

— Invalidated Lap    ■ Personal Best    ■ Session Best    B Crossing the pit lane

Lap	D	Time	Sector 1	Sector 2	Sector 3	Kph	Elapsed	Lap	D	Time	Sector 1	Sector 2	Sector 3	Kph	Elapsed
3	1	3:29.379	56.523	1:28.331	1:04.525	120.4	12:07.774	2	1	3:53.110	1:13.625	1:39.618	59.867	108.2	9:15.182
4	1	4:37.912	1:30.774	1:45.800	1:21.338	90.7	16:45.686	3	1	3:30.548	1:05.254	1:28.769	56.525	119.8	12:45.730
5	1	3:41.338	1:18.080	1:31.284	51.974	113.9	20:27.024	4	1	4:26.595	1:23.556	1:38.651	1:24.388	94.6	17:12.325
6	1	<b>3:15.035</b>	58.709	1:24.916	<b>51.410</b>	129.3	23:42.059	5	1	3:40.822	1:14.878	1:28.474	57.470	114.2	20:53.147
7	1	3:24.995	<b>56.061</b>	1:24.631	1:04.303	123.0	27:07.054	6	1	3:25.988	1:03.851	1:25.998	56.139	122.4	24:19.135
8	1	3:16.764	58.661	<b>1:23.807</b>	54.296	128.1	30:23.818	7	1	7:18.334 B	4:53.943	1:26.845	57.546	57.5	31:37.469
9	1	3:38.729	57.375	1:39.363	1:01.991	115.3	34:02.547	8	1	3:26.628	1:03.062	<b>1:25.099</b>	58.467	122.0	35:04.097
10	1	7:51.138 B	5:31.893	1:26.592	52.653	53.5	41:53.685	9	1	3:30.147	1:04.017	1:26.808	59.322	120.0	38:34.244
11	1	3:18.283	58.571	1:24.874	54.838	127.2	45:11.968	10	1	3:25.986	1:04.122	1:25.892	<b>55.972</b>	122.4	42:00.230

**177** 1.Francois MURSCHEL  
2.Philippe SCHMERBER

Giulia Sprint  
AR 3

1	1	4:47.066	2:19.710	1:30.580	56.776	86.3	4:47.066
2	1	3:53.547	1:03.040	1:53.395	57.112	108.0	8:40.613
3	1	3:34.542	59.931	1:36.579	58.032	117.5	12:15.155
4	1	4:36.529	1:32.081	1:45.090	1:19.358	91.2	16:51.684
5	1	3:46.048	1:16.032	1:33.587	56.429	111.5	20:37.732
6	1	3:24.626	1:00.984	1:30.307	53.335	123.2	24:02.358
7	1	7:54.564 B	5:28.340	1:29.299	56.925	53.1	31:56.922
8	1	3:17.631	59.424	1:26.139	52.068	127.6	35:14.553
9	1	3:18.363	57.719	1:24.966	55.678	127.1	38:32.916
10	1	3:15.860	58.305	1:24.257	53.298	128.7	41:48.776
11	1	3:13.424	56.657	1:24.191	52.576	130.4	45:02.200
12	1	3:12.410	56.013	1:24.420	51.977	131.0	48:14.610
13	1	3:12.583	56.465	1:23.957	52.161	130.9	51:27.193
14	1	3:10.917	55.861	1:24.137	<b>50.919</b>	132.1	54:38.110
15	1	<b>3:10.805</b>	<b>55.412</b>	1:23.938	51.455	132.1	57:48.915
16	1	3:11.961	56.169	1:24.108	51.684	131.4	1:01:00.876
17	1	3:11.736	55.970	<b>1:23.844</b>	51.922	131.5	1:04:12.612

**200** 1.Jörg BERNHARD

GTV V6  
AR 4

1	1	4:11.465	2:00.099	1:19.659	51.707	98.5	4:11.465
2	1	4:08.456	1:16.123	1:53.580	58.753	101.5	8:19.921
3	1	3:26.460	52.834	1:22.072	1:11.554	122.1	11:46.381
4	1	4:35.383	1:30.741	1:49.884	1:14.758	91.6	16:21.764
5	1	3:43.433	1:15.411	1:29.464	58.558	112.8	20:05.197
6	1	2:59.820	52.194	1:19.593	48.033	140.2	23:05.017
7	1	3:00.259	52.411	1:20.419	47.429	139.9	26:05.276
8	1	3:24.661	1:00.578	1:22.384	1:01.699	123.2	29:29.937
9	1	4:06.784	1:21.179	1:48.659	56.946	102.2	33:36.721
10	1	3:20.134 B	52.606	1:20.355	1:07.173	126.0	36:56.855
11	1	7:11.688	5:04.614	1:19.938	47.136	58.4	44:08.543
12	1	<b>2:57.439</b>	52.308	<b>1:17.985</b>	47.146	142.1	47:05.982
13	1	2:58.352	52.021	1:19.339	<b>46.992</b>	141.4	50:04.334
14	1	2:58.772	<b>51.891</b>	1:19.696	47.185	141.0	53:03.106
15	1	2:59.137	52.447	1:19.403	47.287	140.8	56:02.243
16	1	2:59.739	52.596	1:19.535	47.608	140.3	59:01.982
17	1	3:00.177	51.976	1:19.004	49.197	139.9	1:02:02.159

**203** 1.Martin MÜLLER

156  
AR 5

1	1	5:22.072	2:31.988	1:38.860	1:11.224	76.9	5:22.072
---	---	----------	----------	----------	----------	------	----------

**208** Hadorn Racing Bern  
1.Angelo SCALIA


75 V6  
AR 4

1	1	4:04.645	1:58.978	1:17.398	48.269	101.3	4:04.645
2	1	4:12.351	1:20.537	1:53.405	58.409	99.9	8:16.996
3	1	3:27.053	50.523	1:22.937	1:13.593	121.8	11:44.049
4	1	4:34.912	1:29.978	1:50.193	1:14.741	91.7	16:18.961
5	1	3:43.624	1:15.293	1:29.550	58.781	112.8	20:02.585
6	1	2:53.207	49.852	1:17.351	46.004	145.6	22:55.792
7	1	2:53.006	50.257	1:17.246	45.503	145.7	25:48.798
8	1	3:33.196	52.046	1:35.325	1:05.825	118.3	29:21.994
9	1	4:00.447	1:21.009	1:36.628	1:02.810	104.9	33:22.441
10	1	2:59.005	56.098	1:16.603	46.304	140.9	36:21.446
11	1	2:55.876	50.394	1:18.864	46.618	143.4	39:17.322
12	1	2:54.461	50.288	1:17.915	46.258	144.5	42:11.783
13	1	7:20.720 B	5:14.585	1:16.938	49.197	57.2	49:32.503
14	1	2:53.361	49.701	1:16.312	47.348	145.4	52:25.864
15	1	2:54.255	53.051	<b>1:16.049</b>	<b>45.155</b>	144.7	55:20.119
16	1	<b>2:52.396</b>	<b>49.288</b>	1:16.506	46.602	146.3	58:12.515
17	1	2:54.653	49.688	1:19.273	45.692	144.4	1:01:07.168
18	1	2:53.732	49.505	1:17.447	46.780	145.1	1:04:00.900

**212** 1.Reiner BORN

156 Cup  
AR 6

1	1	5:12.139	2:26.311	<b>5:01.984</b>	79.4	5:12.139
2	1	3:58.619	1:21.236		105.7	9:10.758
3	1	3:31.302	1:04.917		119.3	12:42.060
4	1	4:27.564	1:24.610		94.2	17:09.624
5	1	3:37.294	1:14.302		116.0	20:46.918
6	1	3:22.086	1:01.849		124.8	24:09.004
7	1	7:26.898 B	4:58.030		56.4	31:35.902
8	1	3:20.796	59.942		125.6	34:56.698
9	1	3:22.271	1:00.013		124.7	38:18.969
10	1	3:20.199	59.926		125.9	41:39.168
11	1	<b>3:18.615</b>	<b>59.578</b>		126.9	44:57.783
12	1	3:21.118	1:00.272		125.4	48:18.901
13	1	3:21.818	1:00.957		124.9	51:40.719
14	1	3:23.240	1:00.783		124.1	55:03.959
15	1	3:21.113	1:00.230		125.4	58:25.072
16	1	3:20.592	1:00.507		125.7	1:01:45.664




### DMV BMW Challenge & Classic Masters SPA EURO RACE Race

#### Sector Analysis

— Invalidated Lap    ■ Personal Best    ■ Session Best    B Crossing the pit lane

Lap	D	Time	Sector 1	Sector 2	Sector 3	Kph	Elapsed	Lap	D	Time	Sector 1	Sector 2	Sector 3	Kph	Elapsed	
<b>216</b>	Hadorn Racing Bern 1. Jan MEIER							Alfasud Sprint AR 4	12	1	3:04.934	53.702	<b>1:22.104</b>	<b>49.128</b>	136.3	47:37.002
	13	1	3:03.357	54.813			137.5	50:40.359								
	14	1	3:02.052	53.587			138.5	53:42.411								
	15	1	3:01.393	52.859			139.0	56:43.804								
	16	1	3:00.090	53.004			140.0	59:43.894								
	17	1	3:02.585	54.181			138.1	1:02:46.479								
	1	1	4:01.992	1:58.192	1:16.270	47.530	102.4	4:01.992								
	2	1	4:13.549	1:20.453	1:52.890	1:00.206	99.4	8:15.541								
	3	1	3:26.280	50.236	1:21.374	1:14.670	122.2	11:41.821								
	4	1	4:34.114	1:29.802	1:50.245	1:14.067	92.0	16:15.935								
	5	1	3:44.525	1:14.636	1:29.670	1:00.219	112.3	20:00.460								
	6	1	2:51.158	49.898	1:16.175	<b>45.085</b>	147.3	22:51.618								
	7	1	<b>2:49.611</b>	<b>48.453</b>	1:16.044	45.114	148.7	25:41.229								
	8	1	3:38.335	52.481	1:40.264	1:05.590	115.5	29:19.564								
	9	1	4:01.074	1:20.858	1:37.589	1:02.627	104.6	33:20.638								
	10	1	2:59.487	55.588	<b>1:15.922</b>	47.977	140.5	36:20.125								
	11	1	7:14.692	<b>5:10.277</b>	1:17.651	46.764	58.0	43:34.817								
12	1	2:53.675	49.808	1:17.752	46.115	145.2	46:28.492									
13	1	3:00.372	49.386	1:21.748	49.238	139.8	49:28.864									
14	1	2:52.484	50.236	1:16.625	45.623	146.2	52:21.348									
15	1	2:56.426	50.114	1:17.088	49.224	142.9	55:17.774									
16	1	3:48.714	1:04.574	1:39.889	1:04.251	110.2	59:06.488									
<b>218</b>	Hadorn Racing Bern 1. Sven WAIBEL							33 1,7 QV AR 3	1	1	4:21.402	2:04.870	1:22.255	54.277	94.8	4:21.402
	2	1	4:05.729	1:15.446	1:54.012	56.271	102.6	8:23.239								
	3	1	3:35.889	53.261	1:35.324	1:07.304	116.8	11:59.128								
	4	1	4:36.329	1:29.714	1:49.200	1:17.415	91.2	16:35.457								
	5	1	3:39.311	1:19.619	1:25.649	54.043	115.0	20:14.768								
	6	1	3:04.188	52.996	1:20.575	50.617	136.9	23:18.956								
	7	1	3:03.951	52.930	1:22.572	48.449	137.1	26:22.907								
	8	1	5:36.218	<b>3:12.993</b>	1:25.811	57.414	75.0	31:59.125								
	9	1	3:13.398	58.337	1:24.567	50.494	130.4	35:12.523								
	10	1	3:06.179	53.518	1:21.125	51.536	135.4	38:18.702								
	11	1	3:01.883	53.576	1:20.244	48.063	138.6	41:20.585								
	12	1	7:17.602	<b>5:08.570</b>	1:21.401	47.631	57.6	48:38.187								
	13	1	3:00.761	52.684	1:20.314	47.763	139.5	51:38.948								
	14	1	2:59.238	52.717	1:19.482	<b>47.039</b>	140.7	54:38.186								
	15	1	3:00.417	53.458	1:19.636	47.323	139.8	57:38.603								
	16	1	<b>2:58.459</b>	<b>52.451</b>	<b>1:18.901</b>	47.107	141.3	1:00:37.062								
	17	1	2:59.819	52.701	1:18.971	48.147	140.2	1:03:36.881								
<b>219</b>	Hadorn Racing Bern 1. René HADORN							Alfasud Trofeo AR 3	1	1	4:35.664	2:15.503	1:24.604	55.557	89.9	4:35.664
	2	1	4:03.555	1:14.805			103.5	8:25.769								
	3	1	3:29.818	53.925			120.2	11:55.587								
	4	1	4:36.090	1:30.367			91.3	16:31.677								
	5	1	3:40.419	1:18.904			114.4	20:12.096								
	6	1	3:03.799	52.783			137.2	23:15.895								
	7	1	3:01.190	53.464			139.2	26:17.085								
	8	1	3:27.398	1:03.466			121.6	29:44.483								
	9	1	4:02.822	1:16.583			103.8	33:47.305								
	10	1	<b>2:59.833</b>	<b>52.421</b>			140.2	36:47.138								
	11	1	7:44.930	5:36.664			54.2	44:32.068								
<b>226</b>	Hadorn Racing Bern 1. Ronald WAIBEL							75 AR 4	1	1	4:41.149	2:17.088	<b>1:27.167</b>	56.894	88.1	4:41.149
	2	1	3:55.548	1:05.950	1:52.726	56.872	107.0	8:36.697								
	3	1	3:28.730	<b>54.436</b>	1:29.978	1:04.316	120.8	12:05.427								
	4	1	4:37.387	1:30.181	1:47.193	1:20.013	90.9	16:42.814								
	5	1	3:40.774	1:19.223	1:30.742	<b>50.809</b>	114.2	20:23.588								
	6	1	<b>3:16.895</b>	56.765	1:28.695	51.435	128.1	23:40.483								
	7	1	3:44.895	57.300	1:40.420	1:07.175	112.1	27:25.378								
	8	1	3:37.145	1:05.227	1:30.783	1:01.135	116.1	31:02.523								
<b>227</b>	1. Ciro CARAVÀ							GTV Bertone AR 2	1	1	4:03.837	1:14.973	1:52.730	56.134	103.4	4:03.837
	2	1	3:28.050	52.334	1:28.929	1:06.787	121.2	11:53.289								
	3	1	4:36.978	1:31.276	1:49.162	1:16.540	91.0	16:30.267								
	4	1	3:40.076	1:18.064	1:26.254	55.758	114.6	20:10.343								
	5	1	3:04.603	52.835	1:22.458	49.310	136.6	23:14.946								
	6	1	7:53.822	<b>5:24.774</b>	1:31.275	57.773	53.2	31:08.768								
	7	1	3:17.822	1:00.002	1:25.503	52.317	127.5	34:26.590								
	8	1	3:06.564	54.303	1:23.215	49.046	135.2	37:33.154								
	9	1	3:05.929	53.374	1:23.487	49.068	135.6	40:39.083								
	10	1	3:05.932	53.850	1:23.169	48.913	135.6	43:45.015								
	11	1	<b>3:03.070</b>	52.852	1:21.822	48.396	137.7	46:48.085								
	12	1	3:04.222	53.839	1:21.535	48.848	136.9	49:52.307								
	13	1	3:03.415	53.903	1:21.122	<b>48.390</b>	137.5	52:55.722								
	14	1	3:04.129	52.730	1:22.771	48.628	136.9	55:59.851								
	15	1	3:04.188	<b>52.200</b>	<b>1:20.657</b>	51.331	136.9	59:04.039								
	16	1	3:04.778	53.954	1:21.937	48.887	136.5	1:02:08.817								
	<b>228</b>	1. Philip SNELTING							Giulietta 2,0 AR 3	1	1	4:35.664	2:15.503	1:24.604	55.557	89.9
2		1	3:58.237	1:09.543	1:52.029	56.665	105.8	8:33.901								
3		1	3:30.594	56.045	1:28.902	1:05.647	119.7	12:04.495								
4		1	4:36.124	1:30.039	1:47.058	1:19.027	91.3	16:40.619								
5		1	3:40.933	1:19.768	1:29.867	51.298	114.1	20:21.552								
6		1	3:11.363	56.997	1:23.902	50.464	131.8	23:32.915								
7		1	3:14.622	57.108	1:23.486	54.028	129.6	26:47.537								
8		1	3:19.959	58.000	1:25.244	56.715	126.1	30:07.496								
9		1	7:45.940	<b>5:26.957</b>	1:27.189	51.794	54.1	37:53.436								
10		1	3:11.407	56.970	1:24.312	50.125	131.7	41:04.843								
11		1	3:09.472	56.042	1:23.804	<b>49.626</b>	133.1	44:14.315								
12		1	3:12.333	57.724	1:23.846	50.763	131.1	47:26.648								
13		1	3:10.717	57.874	1:23.043	49.800	132.2	50:37.365								





### DMV BMW Challenge & Classic Masters SPA EURO RACE Race

#### Sector Analysis

— Invalidated Lap   ■ Personal Best   ■ Session Best   B Crossing the pit lane

Lap	D	Time	Sector 1	Sector 2	Sector 3	Kph	Elapsed	Lap	D	Time	Sector 1	Sector 2	Sector 3	Kph	Elapsed
14	1	3:08.222	55.728	1:22.634	49.860	134.0	53:45.587	6	1	3:00.472	50.698	1:20.447	49.327	139.7	23:08.788
15	1	3:07.409	56.021	<b>1:21.699</b>	49.689	134.5	56:52.996	7	1	2:56.861	51.423	1:19.302	46.136	142.6	26:05.649
16	1	<b>3:07.328</b>	55.869	1:21.817	49.642	134.6	1:00:00.324	8	1	3:24.994	1:00.658	1:22.292	1:02.044	123.0	29:30.643
17	1	3:12.836	<b>55.651</b>	1:23.029	54.156	130.8	1:03:13.160	9	1	4:06.929	1:21.031	1:48.573	57.325	102.1	33:37.572

**229** 1.Udo KLEIN  
147 Cup GT  
AR 5

1	1	4:10.636	2:01.189			98.8	4:10.636
2	1	4:07.517	1:16.032			101.9	8:18.153
3	1	3:27.401	51.230			121.6	11:45.554
4	1	4:35.514	1:30.608			91.5	16:21.068
5	1	3:43.583	1:15.386			112.8	20:04.651
6	1	<b>2:55.111</b>	51.786			144.0	22:59.762
7	1	2:57.135	50.575			142.3	25:56.897
8	1	3:29.147	1:05.297			120.6	29:26.044
9	1	4:07.641	1:22.275			101.8	33:33.685
10	1	2:59.581	51.573			140.4	36:33.266
11	1	2:59.293	51.843			140.6	39:32.559
12	1	7:36.128	5:30.219			55.3	47:08.687
13	1	2:56.620	<b>50.394</b>			142.8	50:05.307
14	1	2:56.471	51.537			142.9	53:01.778
15	1	2:56.756	51.233			142.6	55:58.534
16	1	2:55.696	51.327			143.5	58:54.230
17	1	2:56.296	50.769			143.0	1:01:50.526

**233** 1.Giuseppe TIZZA  
75 V6  
AR 4

1	1	4:12.055	2:02.442	1:19.279	50.334	98.3	4:12.055
2	1	4:07.818	1:16.237	1:53.599	57.982	101.7	8:19.873
3	1	3:24.607	49.625	1:21.430	1:13.552	123.2	11:44.480
4	1	4:35.230	1:30.314	1:49.995	1:14.921	91.6	16:19.710
5	1	3:43.406	1:15.364	1:29.569	58.473	112.9	20:03.116
6	1	2:55.226	49.319	1:17.769	48.138	143.9	22:58.342
7	1	2:59.020	53.081	1:18.701	47.238	140.8	25:57.362
8	1	3:27.917	59.951	1:22.369	1:05.597	121.3	29:25.279
9	1	4:07.901	1:22.415	1:49.219	56.267	101.7	33:33.180
10	1	2:54.053	49.832	<b>1:17.318</b>	46.903	144.9	36:27.233
11	1	7:09.783	5:02.925	1:19.846	47.012	58.7	43:37.016
12	1	2:56.379	51.557	1:18.387	46.435	143.0	46:33.395
13	1	2:57.335	49.461	1:18.761	49.113	142.2	49:30.730
14	1	<b>2:52.873</b>	<b>49.284</b>	1:17.876	<b>45.713</b>	145.9	52:23.603
15	1	2:55.582	49.768	1:18.392	47.422	143.6	55:19.185
16	1	2:57.152	50.206	1:20.058	46.888	142.3	58:16.337
17	1	2:56.044	49.800	1:19.160	47.084	143.2	1:01:12.381
18	1	3:00.938	50.812	1:20.448	49.678	139.4	1:04:13.319

**244** 1.Marc FREY  
BMW 328iS E36  
CM 5

1	1	4:18.158	2:04.767	1:20.757	52.634	96.0	4:18.158
2	1	4:05.536	1:15.282	1:54.266	55.988	102.7	8:23.694
3	1	3:27.374	53.778	1:25.683	1:07.913	121.6	11:51.068
4	1	4:36.439	1:31.257	1:48.893	1:16.289	91.2	16:27.507
5	1	3:40.809	1:16.214	1:28.187	56.408	114.2	20:08.316

10	1	2:55.322	51.724	1:17.467	46.131	143.8	36:32.894
11	1	2:55.997	50.755	1:16.934	48.308	143.3	39:28.891
12	1	7:19.578	5:16.266	1:17.230	46.082	57.4	46:48.469
13	1	2:56.463	51.519	1:19.454	<b>45.490</b>	142.9	49:44.932
14	1	2:59.411	53.593	1:18.326	47.492	140.5	52:44.343
15	1	2:56.341	52.924	<b>1:16.230</b>	47.187	143.0	55:40.684
16	1	3:00.093	53.479	1:18.938	47.676	140.0	58:40.777
17	1	2:57.693	<b>50.606</b>	1:19.753	47.334	141.9	1:01:38.470
18	1	<b>2:54.362</b>	50.728	1:17.106	46.528	144.6	1:04:32.832

**248** 1.Frank WOLF  
BMW 328iS E36  
CM 5


1	1	4:06.574	1:59.606	<b>1:18.927</b>	48.041	100.5	4:06.574
2	1	4:11.072	1:19.251	1:53.332	58.489	100.4	8:17.646
3	1	3:27.290	<b>51.299</b>	1:22.618	1:13.373	121.6	11:44.936
4	1	4:35.395	1:30.449	1:49.995	1:14.951	91.6	16:20.331
5	1	3:43.798	1:15.425	1:29.296	59.077	112.7	20:04.129
6	1	<b>2:58.901</b>	51.602	1:20.459	<b>46.840</b>	140.9	23:03.030
7	1	2:59.869	51.784	1:20.317	47.768	140.2	26:02.899
8	1	3:25.035	1:01.553	1:22.497	1:00.985	123.0	29:27.934
9	1	4:06.717	1:22.261	1:48.735	55.721	102.2	33:34.651
10	1	3:06.781	51.695	1:21.269	53.817	135.0	36:41.432

**253** 1.Sasan FARIWAR  
75  
AR 4

1	1	4:33.622	2:13.394	<b>1:26.245</b>	<b>53.983</b>	90.5	4:33.622
2	1	3:58.523	1:10.075			105.7	8:32.145
3	1	3:28.963	53.222			120.7	12:01.108
4	1	4:37.387	1:30.765			90.9	16:38.495
5	1	3:39.264	1:19.700			115.0	20:17.759
6	1	3:11.265	54.159			131.8	23:29.024
7	1	3:09.865	<b>52.369</b>			132.8	26:38.889
8	1	3:22.348	56.773			124.6	30:01.237
9	1	3:55.958	1:11.148			106.9	33:57.195
10	1	8:07.098	5:50.361			51.8	42:04.293
11	1	3:08.030	53.351			134.1	45:12.323
12	1	3:08.070	53.734			134.1	48:20.393
13	1	<b>3:07.656</b>	52.699			134.4	51:28.049
14	1	3:09.118	53.536			133.3	54:37.167
15	1	3:13.584	54.479			130.2	57:50.751

**256** ADAC Pfalz e.V.  
1.Oliver GRÖBL  
2.Martin RICHTER  
147 Cup JTD  
AR 3

1	1	4:16.403	2:02.869	1:21.619	51.915	96.6	4:16.403
2	1	4:06.316	1:15.927	1:53.905	56.484	102.4	8:22.719
3	1	3:27.225	<b>51.966</b>	1:24.203	1:11.056	121.7	11:49.944
4	1	4:36.224	1:31.084	1:49.127	1:16.013	91.3	16:26.168
5	1	3:41.452	1:14.715	1:29.628	57.109	113.9	20:07.620
6	1	3:00.034	52.130	1:20.004	47.900	140.1	23:07.654



### DMV BMW Challenge & Classic Masters SPA EURO RACE Race

#### Sector Analysis

— Invalidated Lap    ■ Personal Best    ■ Session Best    B Crossing the pit lane

Lap	D	Time	Sector 1	Sector 2	Sector 3	Kph	Elapsed
7	1	3:56.599	52.667	1:19.917	1:44.015	106.6	27:04.253
8	1	3:08.289	57.627	1:20.549	50.113	133.9	30:12.542
9	1	3:46.525	1:05.923	1:41.035	59.567	111.3	33:59.067
10	1	3:00.949	52.878	1:18.868	49.203	139.3	37:00.016
11	1	7:17.532	B 5:09.852	1:20.277	47.403	57.6	44:17.548
12	1	3:04.009	54.592	1:20.949	48.468	137.0	47:21.557
13	1	3:01.374	53.244	1:19.930	48.200	139.0	50:22.931
14	1	3:01.497	53.949	1:19.000	48.548	138.9	53:24.428
15	1	3:00.471	52.791	1:19.240	48.440	139.7	56:24.899
16	1	<b>2:59.133</b>	53.055	<b>1:18.849</b>	<b>47.229</b>	140.8	59:24.032
17	1	3:00.081	52.307	1:18.907	48.867	140.0	1:02:24.113


258		1.Dino HEUSER 2.Mirko HEUSER		147 Cup JTD AR 3			
1	1	4:26.860	2:09.067	1:23.634	54.159	92.8	4:26.860
2	1	4:00.853	1:13.574	1:52.642	54.637	104.7	8:27.713
3	1	3:28.745	54.886	1:25.830	1:08.029	120.8	11:56.458
4	1	4:36.134	1:30.288	1:49.665	1:16.181	91.3	16:32.592
5	1	3:40.498	1:19.394	1:27.016	54.088	114.4	20:13.090
6	1	3:06.753	55.220	<b>1:20.673</b>	50.860	135.0	23:19.843
7	1	<b>3:04.357</b>	54.634	1:20.767	<b>48.956</b>	136.8	26:24.200
8	1	3:26.655	1:04.501	1:23.062	59.092	122.0	29:50.855
9	1	4:00.475	1:16.358	1:45.247	58.870	104.9	33:51.330
10	1	7:25.045	B 5:07.227	1:27.418	50.400	56.7	41:16.375
11	1	3:11.808	56.019	1:24.505	51.284	131.5	44:28.183
12	1	3:10.617	55.549	1:24.033	51.035	132.3	47:38.800
13	1	3:07.555	54.817	1:22.914	49.824	134.4	50:46.355
14	1	3:07.772	55.105	1:23.219	49.448	134.3	53:54.127
15	1	3:08.660	55.213	1:23.176	50.271	133.6	57:02.787
16	1	3:07.681	55.066	1:23.074	49.541	134.3	1:00:10.468
17	1	3:05.339	<b>54.332</b>	1:21.496	49.511	136.0	1:03:15.807

289		1.Mark SCHNYDER		75 2.0 TB AR 5			
1	1	3:56.627	1:54.015	1:17.094	45.518	104.7	3:56.627
2	1	4:17.087	1:24.490	1:52.798	59.799	98.1	8:13.714
3	1	3:26.302	47.608	1:24.611	1:14.083	122.2	11:40.016
4	1	4:34.682	1:30.267	1:50.268	1:14.147	91.8	16:14.698
5	1	3:45.093	1:14.888	1:29.473	1:00.732	112.0	19:59.791
6	1	2:49.339	47.478	1:18.453	<b>43.408</b>	148.9	22:49.130
7	1	2:49.858	<b>47.157</b>	1:18.865	43.836	148.4	25:38.988
8	1	3:39.673	53.827	1:40.541	1:05.305	114.8	29:18.661
9	1	4:01.482	1:20.467	1:38.232	1:02.783	104.4	33:20.143
10	1	7:24.262	B 5:21.360	1:18.913	43.989	56.8	40:44.405
11	1	2:53.364	48.801	1:19.408	45.155	145.4	43:37.769
12	1	2:51.060	49.642	1:17.140	44.278	147.4	46:28.829
13	1	<b>2:48.172</b>	47.546	<b>1:16.750</b>	43.876	149.9	49:17.001
14	1	2:49.710	47.364	1:17.683	44.663	148.6	52:06.711
15	1	2:49.249	47.754	1:17.232	44.263	149.0	54:55.960
16	1	2:50.787	48.354	1:17.488	44.945	147.6	57:46.747
17	1	2:52.503	49.308	1:19.087	44.108	146.2	1:00:39.250
18	1	2:53.191	47.878	1:18.500	46.813	145.6	1:03:32.441

310		1.Maurice THORMÄHLEN 2.Hinrich THORMÄHLEN		M3 GTR E46 GTR 1			
1	1	2:37.876	45.244		156.9	2:37.876	
2	1	2:47.932	45.008	1:14.228	48.696	150.1	5:25.808
3	1	3:31.430	1:11.519	1:37.759	42.152	119.3	8:57.238
4	1	3:16.600	44.948	1:32.433	59.219	128.3	12:13.838
5	1	4:37.219	1:28.528	1:48.146	1:20.545	91.0	16:51.057
6	1	3:33.180	1:15.015	1:29.763	48.402	118.3	20:24.237
7	1	2:43.147	45.266	1:12.824	45.057	154.5	23:07.384
8	1	3:03.831	B 1:07.060	1:12.966	43.805	137.2	26:11.215
9	1	3:25.001	58.909	1:22.993	1:03.099	123.0	29:36.216
10	1	4:03.684	1:18.738	1:48.679	56.267	103.5	33:39.900
11	1	<b>2:38.079</b>	<b>44.855</b>	<b>1:11.667</b>	<b>41.557</b>	159.5	36:17.979
12	1	6:57.766	B 4:58.100	1:14.921	44.745	60.4	43:15.745
13	1	2:46.230	47.971	1:14.286	43.973	151.7	46:01.975
14	1	3:51.762	B 1:52.020	1:15.876	43.866	108.8	49:53.737
15	1	2:44.931	47.160	1:14.841	42.930	152.9	52:38.668
16	1	2:44.932	46.813	1:14.904	43.215	152.9	55:23.600
17	1	2:46.982	47.021	1:16.184	43.777	151.0	58:10.582
18	1	2:44.760	47.520	1:13.738	43.502	153.0	1:00:55.342
19	1	2:51.228	47.109	1:14.625	49.494	147.3	1:03:46.570

311		MSC Emstal e.V. im ADAC 1.Gerrit SPANGENBERG 2.Andre WENNING		M3 GTR E36 GTR 1			
1	1	2:50.439	50.898	1:15.903	<b>43.638</b>	145.4	2:50.439
2	1	3:03.871	47.727	1:24.995	51.149	137.1	5:54.310
3	1	3:13.526	55.467	1:33.037	45.022	130.3	9:07.836
4	1	3:15.871	<b>46.483</b>	1:31.305	58.083	128.7	12:23.707
5	1	4:38.186	1:36.262	1:41.383	1:20.541	90.6	17:01.893
6	1	3:35.255	1:14.954	1:32.259	48.042	117.1	20:37.148
7	1	<b>2:48.373</b>	46.877	1:17.331	44.165	149.8	23:25.521
8	1	2:49.977	46.956	1:17.092	45.929	148.3	26:15.498
9	1	3:27.482	1:03.741	1:21.802	1:01.939	121.5	29:42.980
10	1	4:02.481	1:17.285	1:46.699	58.497	104.0	33:45.461
11	1	2:50.955	49.251	<b>1:15.860</b>	45.844	147.5	36:36.416
12	1	7:56.230	B 5:50.273	1:19.850	46.107	52.9	44:32.646
13	1	2:55.809	51.035	1:19.263	45.511	143.4	47:28.455
14	1	2:54.448	48.986	1:19.464	45.998	144.5	50:22.903
15	1	2:53.077	47.912	1:18.706	46.459	145.7	53:15.980
16	1	2:53.534	48.173			145.3	56:09.514
17	1	2:56.228	48.816	1:20.095	47.317	143.1	59:05.742
18	1	2:56.002	50.001	1:18.912	47.089	143.3	1:02:01.744

313		JS Competition 1.Michael HESSE		BMW E36 325i CM 4			
1	1	4:49.785	2:20.867	1:30.364	58.554	85.5	4:49.785
2	1	3:51.219	1:01.610	1:52.822	56.787	109.0	8:41.004
3	1	3:35.021	1:00.022	1:36.636	58.363	117.3	12:16.025
4	1	4:36.311	1:32.006	1:44.942	1:19.363	91.3	16:52.336
5	1	3:47.236	1:16.252	1:33.274	57.710	111.0	20:39.572
6	1	3:19.979	59.116	1:28.674	52.189	126.1	23:59.551
7	1	3:26.961	56.913	1:25.657	1:04.391	121.8	27:26.512



# DMV BMW Challenge & Classic Masters

## SPA EURO RACE


### Race

### Sector Analysis

— Invalidated Lap    ■ Personal Best    ■ Session Best    B Crossing the pit lane

Lap	D	Time	Sector 1	Sector 2	Sector 3	Kph	Elapsed	Lap	D	Time	Sector 1	Sector 2	Sector 3	Kph	Elapsed
<b>329</b> G-Speed Racing 1.Oliver RÜSCH M3 GT V8 E92 GTR 2								1	1	2:47.375	48.797	1:15.240	43.338	148.0	2:47.375
2	1	2:58.304	46.584	1:21.814	49.906	141.4	5:45.679								
3	1	3:17.802	58.160	1:36.057	43.585	127.5	9:03.481								
4	1	3:17.114	45.952	1:32.508	58.654	127.9	12:20.595								
5	1	4:36.372	1:34.842	1:42.472	1:19.058	91.2	16:56.967								
6	1	3:36.140	1:16.811	1:31.361	47.968	116.7	20:33.107								
7	1	2:50.114	47.876	1:17.494	44.744	148.2	23:23.221								
8	1	2:50.213	47.422	1:15.241	47.550	148.1	26:13.434								
9	1	3:27.378	1:00.576	1:25.043	1:01.759	121.6	29:40.812								
10	1	4:02.425	1:16.031	1:48.315	58.079	104.0	33:43.237								
11	1	2:51.970	50.065	1:16.718	45.187	146.6	36:35.207								
12	1	7:03.043 B	4:58.268	1:19.326	45.449	59.6	43:38.250								
13	1	2:54.432	52.494	1:16.895	45.043	144.6	46:32.682								
14	1	2:48.581	48.044	1:16.048	44.489	149.6	49:21.263								
15	1	2:48.821	47.717	1:16.503	44.601	149.4	52:10.084								
16	1	2:47.192	47.876	1:15.598	43.718	150.8	54:57.276								
17	1	2:49.529	48.075	1:16.788	44.666	148.7	57:46.805								
18	1	2:51.165	49.242	1:17.325	44.598	147.3	1:00:37.970								
19	1	2:49.555	48.326	1:15.434	45.795	148.7	1:03:27.525								
<b>318</b> Kessel Motorsport 1.Thomas KESSEL M2 GTR GTR 1								1	1	2:43.352	47.448	1:12.956	42.948	151.7	2:43.352
2	1	2:45.791	45.380	1:15.701	44.710	152.1	5:29.143								
3	1	3:31.147	1:10.563	1:37.463	43.121	119.4	9:00.290								
4	1	3:18.356	45.952	1:33.267	59.137	127.1	12:18.646								
5	1	4:36.471	1:32.701	1:44.196	1:19.574	91.2	16:55.117								
6	1	3:34.389	1:16.129	1:32.643	45.617	117.6	20:29.506								
7	1	2:46.202	47.257	1:15.076	43.869	151.7	23:15.708								
8	1	2:51.813	48.543	1:17.594	45.676	146.8	26:07.521								
9	1	3:26.829	1:00.635	1:23.376	1:02.818	121.9	29:34.350								
10	1	4:04.377	1:19.243	1:48.709	56.425	103.2	33:38.727								
11	1	6:49.258 B	4:50.596	1:15.462	43.200	61.6	40:27.985								
12	1	2:44.187	47.601	1:13.099	43.487	153.6	43:12.172								
13	1	2:42.949	46.309	1:13.925	42.715	154.7	45:55.121								
14	1	2:45.808	47.999	1:13.922	43.887	152.1	48:40.929								
15	1	2:45.692	46.969	1:15.108	43.615	152.2	51:26.621								
16	1	2:44.484	46.709	1:14.419	43.356	153.3	54:11.105								
17	1	2:47.832	47.746	1:15.043	45.043	150.2	56:58.937								
18	1	2:46.868	46.535	1:15.835	44.498	151.1	59:45.805								
19	1	2:47.409	48.695	1:14.837	43.877	150.6	1:02:33.214								
<b>328</b> 1.Arne LANZENDÖRFER BMW 328i E30 CM 4								1	1	4:24.159	2:07.251	1:22.541	54.367	93.8	4:24.159
2	1	4:01.788	1:14.029	1:53.093	54.666	104.3	8:25.947								
3	1	3:28.848	52.671	1:28.848	1:07.329	120.7	11:54.795								
4	1	4:36.372	1:30.645	1:49.809	1:15.918	91.2	16:31.167								
5	1	3:40.237	1:18.810	1:27.788	53.639	114.5	20:11.404								
6	1	3:07.168	52.847	1:23.691	50.630	134.7	23:18.572								
7	1	3:10.378	52.888	1:25.925	51.565	132.4	26:28.950								
8	1	3:23.768	1:01.695	1:23.680	58.393	123.7	29:52.718								
9	1	4:02.115	1:15.942	1:45.170	1:01.003	104.1	33:54.833								
10	1	7:29.609 B	5:17.971	1:23.429	48.209	56.1	41:24.442								
11	1	3:02.535	52.591	1:20.932	49.012	138.1	44:26.977								
12	1	3:00.974	53.347	1:20.354	47.273	139.3	47:27.951								
13	1	2:59.784	53.651	1:19.574	46.559	140.2	50:27.735								
14	1	2:58.203	51.272	1:20.082	46.849	141.5	53:25.938								
15	1	2:58.366	51.694	1:19.574	47.098	141.4	56:24.304								
16	1	2:58.051	51.730	1:19.079	47.242	141.6	59:22.355								
17	1	3:00.799	51.262	1:20.613	48.924	139.5	1:02:23.154								
<b>330</b> G-Speed Racing 1.Niclas DYMECK M3 E46 GTR 3								1	1	2:54.658	52.500	1:17.118	45.040	141.8	2:54.658
2	1	5:43.554 B	3:00.800	1:50.138	52.616	73.4	8:38.212								
3	1	3:23.796	52.244	1:26.090	1:05.462	123.7	12:02.008								
4	1	4:37.768	1:30.956	1:47.740	1:19.072	90.8	16:39.776								
5	1	3:38.700	1:19.466	1:28.723	50.511	115.3	20:18.476								
6	1	2:55.017	50.855	1:17.903	46.259	144.1	23:13.493								
7	1	2:57.378	49.667	1:17.944	49.767	142.1	26:10.871								
8	1	3:53.258 B	1:29.935	1:25.218	58.105	108.1	30:04.129								
9	1	3:54.665	1:12.155	1:42.315	1:00.195	107.4	33:58.794								
10	1	2:51.821	49.055	1:16.548	46.218	146.7	36:50.615								
11	1	2:51.612	49.660	1:16.666	45.286	146.9	39:42.227								
12	1	7:01.643 B	4:58.431	1:18.308	44.904	59.8	46:43.870								
13	1	2:50.675	49.419	1:16.421	44.835	147.7	49:34.545								
14	1	2:50.882	47.919	1:16.389	46.574	147.6	52:25.427								
15	1	2:52.424	50.358	1:16.447	45.619	146.2	55:17.851								
16	1	2:49.224	48.475	1:16.147	44.602	149.0	58:07.075								
17	1	2:53.786	51.330	1:16.824	45.632	145.1	1:01:00.861								
18	1	2:51.181	48.320	1:15.629	47.232	147.3	1:03:52.042								
<b>334</b> AVP Motorsport 1.Stefan HUPFER 2.Sascha HANCKE 320 i EVO E46 GTR 3								1	1	2:59.008	55.610	1:17.487	45.911	138.4	2:59.008
2	1	3:00.208	50.873	1:19.910	49.425	139.9	5:59.216								
3	1	3:13.632	55.852	1:31.161	46.619	130.2	9:12.848								
4	1	3:12.578	52.387	1:21.870	58.321	130.9	12:25.426								
5	1	4:40.384	1:37.836	1:40.256	1:22.292	89.9	17:05.810								
6	1	3:32.174	1:14.066	1:30.474	47.634	118.8	20:37.984								
7	1	2:52.661	50.263	1:16.698	45.700	146.0	23:30.645								





### DMV BMW Challenge & Classic Masters SPA EURO RACE Race

### Sector Analysis

— Invalidated Lap    ■ Personal Best    ■ Session Best    B Crossing the pit lane

Lap	D	Time	Sector 1	Sector 2	Sector 3	Kph	Elapsed	Lap	D	Time	Sector 1	Sector 2	Sector 3	Kph	Elapsed
8	1	2:58.829	51.354	1:18.342	49.133	141.0	26:29.474	12	1	7:13.371 B	5:05.892	1:20.099	47.380	58.2	44:09.295
9	1	3:23.538	1:01.522	1:23.829	58.187	123.9	29:53.012	13	1	2:57.616	51.886	1:19.473	46.257	142.0	47:06.911
10	1	4:00.249	1:16.471	1:45.027	58.751	105.0	33:53.261	14	1	2:55.496	50.879	1:18.084	46.533	143.7	50:02.407
11	1	2:56.600	51.582	1:17.240	47.778	142.8	36:49.861	15	1	2:55.070	50.144	1:17.169	47.757	144.0	52:57.477
12	1	7:16.216 B	5:08.417	1:18.755	49.044	57.8	44:06.077	16	1	2:54.487	50.630	1:17.493	46.364	144.5	55:51.964
13	1	2:58.317	52.524	1:18.667	47.126	141.4	47:04.394	17	1	2:55.691	50.389	1:18.224	47.078	143.5	58:47.655
14	1	2:58.744	51.711	1:19.142	47.891	141.1	50:03.138	18	1	2:56.159	50.633	1:18.269	47.257	143.1	1:01:43.814
15	1	2:55.606	50.952	1:18.075	46.579	143.6	52:58.744	19	1	3:03.429	56.609	1:18.947	47.873	137.5	1:04:47.243
16	1	2:57.959	51.021	1:19.792	47.146	141.7	55:56.703								
17	1	2:57.321	51.293	1:18.574	47.454	142.2	58:54.024								
18	1	2:57.942	51.586	1:18.881	47.475	141.7	1:01:51.966								

**335** Peeters Racing  
1. Marc PEETERS  
335i ST E90  
GTR 3

1	1	2:51.372	51.112	1:16.517	43.743	144.6	2:51.372
2	1	3:03.547	48.106	1:24.328	51.113	137.4	5:54.919
3	1	3:13.662	55.861	1:32.743	45.058	130.2	9:08.581

**336** Gelhaus Motorsport  
1. Reiner Gelhaus  
GM M3 GT E46  
GTR 3

1	1	2:48.505	50.040	1:15.133	43.332	147.0	2:48.505
2	1	3:03.707	48.218	1:24.815	50.674	137.3	5:52.212
3	1	3:12.198	55.795	1:33.103	43.300	131.2	9:04.410
4	1	3:18.380	47.799	1:32.223	58.358	127.1	12:22.790
5	1	4:37.009	1:35.977	1:41.754	1:19.278	91.0	16:59.799
6	1	3:34.556	1:15.788	1:32.816	45.952	117.5	20:34.355
7	1	2:47.853	48.701	1:15.738	43.414	150.2	23:22.208
8	1	2:50.021	47.733	1:14.362	47.926	148.3	26:12.229
9	1	3:26.139	1:00.936	1:22.800	1:02.403	122.3	29:38.368
10	1	4:02.689	1:17.842	1:47.955	56.892	103.9	33:41.057
11	1	2:48.436	48.154	1:15.248	45.034	149.7	36:29.493
12	1	7:06.225 B	5:03.968	1:17.854	44.403	59.2	43:35.718
13	1	2:47.497	49.388	1:14.699	43.410	150.5	46:23.215
14	1	2:47.682	49.756	1:14.407	43.519	150.4	49:10.897
15	1	2:44.895	47.700	1:14.075	43.120	152.9	51:55.792
16	1	2:46.640	48.671	1:14.158	43.811	151.3	54:42.432
17	1	2:47.096	48.950	1:14.025	44.121	150.9	57:29.528
18	1	2:46.458	48.547	1:14.104	43.807	151.5	1:00:15.986
19	1	2:54.725	47.352	1:16.839	50.534	144.3	1:03:10.711

**340** 1. Christian KAUTZ  
330i GT E46  
GTR 4

1	1	2:57.518	53.701	1:18.074	45.743	139.6	2:57.518
2	1	3:01.245	50.519	1:20.783	49.943	139.1	5:58.763
3	1	3:14.005	55.581	1:31.363	47.061	130.0	9:12.768
4	1	3:13.347	53.541	1:21.512	58.294	130.4	12:26.115
5	1	4:40.733	1:38.119	1:39.989	1:22.625	89.8	17:06.848
6	1	3:33.357	1:14.338	1:29.911	49.108	118.2	20:40.205
7	1	2:57.377	51.011	1:19.142	47.224	142.2	23:37.582
8	1	3:02.909	50.631	1:18.933	53.345	137.9	26:40.491
9	1	3:21.463	55.672	1:26.389	59.402	125.2	30:01.954
10	1	3:53.590	1:11.838	1:42.853	58.899	107.9	33:55.544
11	1	3:00.380	52.303	1:18.957	49.120	139.8	36:55.924

**351** PR Motorsport  
1. Romano SCHULZ  
2. Maximilian BÖSING  
325iS E90  
325iS

1	1	3:06.207	58.115	1:20.124	47.968	133.1	3:06.207
2	1	3:36.949	1:03.847	1:38.231	54.871	116.2	6:43.156
3	1	3:17.802	59.352	1:27.008	51.442	127.5	10:00.958
4	1	3:30.369	1:12.399	1:26.815	51.155	119.9	13:31.327
5	1	3:42.798	1:00.253	1:25.955	1:16.590	113.2	17:14.125
6	1	3:34.658	1:14.623	1:28.892	51.143	117.5	20:48.783
7	1	3:03.751	53.885	1:22.131	47.735	137.2	23:52.534
8	1	3:15.233	52.997	1:22.333	59.903	129.1	27:07.767
9	1	3:17.558	59.537	1:23.510	54.511	127.6	30:25.325
10	1	3:40.097	57.275	1:39.428	1:03.394	114.6	34:05.422
11	1	3:06.296	54.862	1:20.409	51.025	135.3	37:11.718
12	1	7:16.932 B	5:09.007	1:18.964	48.961	57.7	44:28.650
13	1	3:05.377	55.509	1:21.583	48.285	136.0	47:34.027
14	1	2:59.471	52.600	1:18.890	47.981	140.5	50:33.498
15	1	3:00.877	52.530	1:20.161	48.186	139.4	53:34.375
16	1	3:01.093	52.950	1:20.078	48.065	139.2	56:35.468
17	1	3:00.431	53.292	1:19.392	47.747	139.7	59:35.899
18	1	2:59.518	52.839	1:19.297	47.382	140.5	1:02:35.417


**355** 1. Ulrich TAPPE  
325iS E36  
325iS

1	1	3:01.699	58.056	1:17.414	46.229	136.4	3:01.699
2	1	4:03.878	1:07.471	1:48.630	1:07.777	103.4	7:05.577
3	1	8:02.590 B	5:33.580	1:37.836	51.174	52.2	15:08.167
4	1	3:14.910	59.932	1:26.367	48.611	129.4	18:23.077
5	1	3:02.489	54.878	1:19.334	48.277	138.2	21:25.566
6	1	8:58.793 B	6:41.199	1:23.422	54.172	46.8	30:24.359
7	1	3:39.617	57.593	1:39.285	1:02.739	114.8	34:03.976
8	1	3:04.017	55.496	1:19.616	48.905	137.0	37:07.993
9	1	3:02.499	54.384	1:19.583	48.532	138.2	40:10.492
10	1	3:06.903	54.102	1:20.965	51.836	134.9	43:17.395
11	1	3:01.499	54.130	1:19.180	48.189	138.9	46:18.894
12	1	3:01.327	53.649	1:19.816	47.862	139.1	49:20.221
13	1	3:02.287	54.464	1:19.071	48.752	138.3	52:22.508
14	1	3:03.874	57.609	1:18.627	47.638	137.1	55:26.382
15	1	2:58.971	52.945	1:18.411	47.615	140.9	58:25.353
16	1	3:03.258	52.904	1:20.788	49.566	137.6	1:01:28.611
17	1	3:01.351	53.443	1:19.592	48.316	139.0	1:04:29.962

**357** 1. Marcel MAHR  
325iS E90  
325iS

1	1	3:01.261	57.341	1:17.840	46.080	136.7	3:01.261
---	---	----------	--------	----------	--------	-------	----------






### DMV BMW Challenge & Classic Masters SPA EURO RACE Race

#### Sector Analysis

— Invalidated Lap    ■ Personal Best    ■ Session Best    **B** Crossing the pit lane

Lap	D	Time	Sector 1	Sector 2	Sector 3	Kph	Elapsed	Lap	D	Time	Sector 1	Sector 2	Sector 3	Kph	Elapsed
<b>358</b>		Ganser Motorsport					325iS E90								
		1.Jakob BOMBIS					325iS								
2	1	15:37.556	9:50.820	3:19.676	2:27.060	26.9	18:38.817	8	1	3:20.213	1:00.347	1:24.064	55.802	125.9	34:40.611
9	1	3:14.159	59.215	1:22.985	51.959	129.9	37:54.770	9	1	3:10.105	55.976	1:21.845	52.284	132.6	41:04.875
10	1	3:08.197	55.983	1:22.201	50.013	134.0	44:13.072	10	1	3:09.968	58.253	1:21.422	50.293	132.7	47:23.040
11	1	3:06.673	56.136	1:20.647	49.890	135.1	50:29.713	11	1	3:08.519	55.540	1:22.238	50.741	133.7	53:38.232
12	1	3:08.847	55.430	1:21.751	51.666	133.5	56:47.079	12	1	3:08.665	55.990	1:22.205	50.470	133.6	59:55.744
13	1	3:08.665	55.994	1:20.131	50.326	135.2	1:03:02.195	13	1	3:06.673	56.136	1:20.647	49.890	135.1	50:29.713
14	1	3:08.519	55.540	1:22.238	50.741	133.7	53:38.232	14	1	3:08.519	55.540	1:22.238	50.741	133.7	53:38.232
15	1	3:08.847	55.430	1:21.751	51.666	133.5	56:47.079	15	1	3:08.847	55.430	1:21.751	51.666	133.5	56:47.079
16	1	3:08.665	55.990	1:22.205	50.470	133.6	59:55.744	16	1	3:08.665	55.990	1:22.205	50.470	133.6	59:55.744
17	1	3:06.451	55.994	1:20.131	50.326	135.2	1:03:02.195	17	1	3:06.451	55.994	1:20.131	50.326	135.2	1:03:02.195
<b>406</b>		MDM Racing					BMW 318ti Cup								
		1.Christopher MAIER					CM 2								
1	1	5:13.424	2:26.490	1:34.690	1:12.244	79.0	5:13.424	8	1	3:21.146	58.437	1:27.779	54.930	125.4	35:19.452
2	1	3:59.175	1:20.484	1:40.743	57.948	105.4	9:12.599	9	1	3:20.472	57.985	1:27.019	55.468	125.8	38:39.924
3	1	3:30.183	1:03.311	1:30.820	56.052	120.0	12:42.782	10	1	3:16.856	57.537	1:25.595	53.724	128.1	41:56.780
4	1	4:28.136	1:24.334	1:39.572	1:24.230	94.0	17:10.918	11	1	3:18.613	57.559	1:27.899	53.155	127.0	45:15.393
5	1	3:37.510	1:13.751	1:29.868	53.891	115.9	20:48.428	12	1	3:17.700	57.769	1:25.465	54.466	127.5	48:33.093
6	1	3:19.816	59.889	1:26.996	52.931	126.2	24:08.244	13	1	3:17.184	57.495	1:27.268	52.421	127.9	51:50.277
7	1	7:50.062	5:23.457	1:29.510	57.095	53.6	31:58.306	14	1	3:19.223	59.478	1:27.014	52.731	126.6	55:09.500
8	1	3:21.146	58.437	1:27.779	54.930	125.4	35:19.452	15	1	3:19.512	57.707	1:29.188	52.617	126.4	58:29.012
9	1	3:20.472	57.985	1:27.019	55.468	125.8	38:39.924	16	1	3:18.179	56.879	1:27.040	54.260	127.2	1:01:47.191
10	1	3:16.856	57.537	1:25.595	53.724	128.1	41:56.780								
11	1	3:18.613	57.559	1:27.899	53.155	127.0	45:15.393								
12	1	3:17.700	57.769	1:25.465	54.466	127.5	48:33.093								
13	1	3:17.184	57.495	1:27.268	52.421	127.9	51:50.277								
14	1	3:19.223	59.478	1:27.014	52.731	126.6	55:09.500								
15	1	3:19.512	57.707	1:29.188	52.617	126.4	58:29.012								
16	1	3:18.179	56.879	1:27.040	54.260	127.2	1:01:47.191								
<b>438</b>		Gelhaus Motorsport					BMW 318is E30								
		1.Rudolf GELHAUS					CM 2								
1	1	6:42.596	2:20.245	3:27.240	55.111	61.5	6:42.596	8	1	3:36.537	1:06.091	1:29.370	1:01.076	116.4	31:03.659
2	1	3:17.762	59.458	1:27.104	51.200	127.5	10:00.358	9	1	3:18.280	1:00.818	1:25.966	51.496	127.2	34:21.939
3	1	3:30.438	1:12.357	1:26.874	51.207	119.8	13:30.796	10	1	3:14.053	57.151	1:24.368	52.534	129.9	37:35.992
4	1	3:42.475	1:00.303	1:25.794	1:16.378	113.3	17:13.271	11	1	7:32.340	5:16.594	1:24.988	50.758	55.7	45:08.332
5	1	3:35.090	1:14.824	1:29.016	51.250	117.2	20:48.361	12	1	3:13.341	58.935	1:24.318	50.088	130.4	48:21.673
6	1	3:12.733	59.671	1:23.068	49.994	130.8	24:01.094	13	1	3:12.665	57.519	1:24.717	50.429	130.9	51:34.338
7	1	3:26.028	56.631	1:24.845	1:04.552	122.4	27:27.122	14	1	3:13.391	58.048	1:24.588	50.755	130.4	54:47.729
8	1	3:36.537	1:06.091	1:29.370	1:01.076	116.4	31:03.659	15	1	3:13.282	57.332	1:25.472	50.478	130.5	58:01.011
9	1	3:18.280	1:00.818	1:25.966	51.496	127.2	34:21.939	16	1	3:14.934	58.913	1:24.917	51.104	129.3	1:01:15.945
10	1	3:14.053	57.151	1:24.368	52.534	129.9	37:35.992	17	1	3:11.850	56.772	1:23.316	51.762	131.4	1:04:27.795
11	1	7:32.340	5:16.594	1:24.988	50.758	55.7	45:08.332								
12	1	3:13.341	58.935	1:24.318	50.088	130.4	48:21.673								
13	1	3:12.665	57.519	1:24.717	50.429	130.9	51:34.338								
14	1	3:13.391	58.048	1:24.588	50.755	130.4	54:47.729								
15	1	3:13.282	57.332	1:25.472	50.478	130.5	58:01.011								
16	1	3:14.934	58.913	1:24.917	51.104	129.3	1:01:15.945								
17	1	3:11.850	56.772	1:23.316	51.762	131.4	1:04:27.795								
<b>473</b>		1.Walter LEUPOLD					190 E 2,3-16V								
		2.Alexander LIESE					AR 6								
1	1	4:14.994	2:03.595	1:21.017	50.382	97.2	4:14.994								



### DMV BMW Challenge & Classic Masters SPA EURO RACE Race

#### Sector Analysis

— Invalidated Lap    ■ Personal Best    ■ Session Best    B Crossing the pit lane

Lap	D	Time	Sector 1	Sector 2	Sector 3	Kph	Elapsed	Lap	D	Time	Sector 1	Sector 2	Sector 3	Kph	Elapsed
2	1	4:06.579	1:15.898	1:53.480	57.201	102.3	8:21.573	16	1	3:06.046	55.807	1:19.903	50.336	135.5	57:01.963
3	1	3:25.930	51.717	1:22.513	1:11.700	122.4	11:47.503	17	1	3:06.034	55.818	1:19.853	50.363	135.5	1:00:07.997
4	1	4:35.602	1:30.607	1:49.524	1:15.471	91.5	16:23.105	18	1	3:06.986	56.370	1:19.537	51.079	134.8	1:03:14.983
5	1	3:42.990	1:14.608	1:29.514	58.868	113.1	20:06.095	<div style="border: 1px solid black; padding: 5px;"> <b>506</b> Smyrlis Racing BMW 318ti Cup                      1.Ioannis SMYRLIS CM 2                      2.Christopher RINK                 </div>							
6	1	2:54.776	50.769	1:18.244	45.763	144.3	23:00.871								
7	1	2:55.552	50.703	1:17.488	47.361	143.6	25:56.423								
8	1	3:28.239	58.745	1:23.448	1:06.046	121.1	29:24.662								
9	1	4:07.846	1:21.963	1:49.955	55.928	101.7	33:32.508								
10	1	2:55.397	50.711	1:17.891	46.795	143.8	36:27.905								
11	1	7:12.323 B	5:01.975	1:22.550	47.798	58.3	43:40.228								
12	1	3:01.631	53.818	1:20.706	47.107	138.8	46:41.859								
13	1	3:00.574	52.143	1:20.517	47.914	139.6	49:42.433								
14	1	3:01.580	52.822	1:21.275	47.483	138.9	52:44.013								
15	1	3:02.207	53.887	1:20.341	47.979	138.4	55:46.220								
16	1	3:00.721	52.928	1:20.554	47.239	139.5	58:46.941								
17	1	3:04.173	54.216	1:20.650	49.307	136.9	1:01:51.114								

**501** Smyrlis Racing BMW 318ti Cup  
 1.Ioannis SMYRLIS 318i SC  
 2.Christopher RINK

1	1	3:09.267	59.948			130.9	3:09.267
2	1	3:34.956	1:01.399	1:38.084	55.473	117.3	6:44.223
3	1	3:17.745	58.576	1:27.133	52.036	127.5	10:01.968
4	1	3:30.200	1:12.963	1:25.700	51.537	120.0	13:32.168
5	1	3:42.985	59.949	1:26.321	1:16.715	113.1	17:15.153
6	1	3:34.051	1:14.511	1:28.247	51.293	117.8	20:49.204
7	1	3:06.846	56.793	1:20.344	49.709	134.9	23:56.050
8	1	3:13.043	55.092	1:19.860	58.091	130.6	27:09.093
9	1	3:18.219	59.212	1:23.726	55.281	127.2	30:27.312
10	1	3:38.729	56.560	1:39.421	1:02.748	115.3	34:06.041
11	1	7:14.731 B	5:05.490			58.0	41:20.772
12	1	3:05.064	55.121			136.2	44:25.836
13	1	3:04.453	55.900	1:19.262	49.291	136.7	47:30.289
14	1	3:03.977	54.879			137.1	50:34.266
15	1	3:02.892	54.803	1:18.712	49.377	137.9	53:37.158
16	1	3:03.190	54.973			137.6	56:40.348
17	1	3:02.751	55.204			138.0	59:43.099
18	1	3:07.975	55.395			134.1	1:02:51.074

**504** Smyrlis Racing 318ti Cup  
 1.Paul HEINISCH 318i SC


1	1	3:12.182	1:02.104	1:19.904	50.174	128.9	3:12.182
2	1	3:33.249	1:00.092	1:37.123	56.034	118.2	6:45.431
3	1	3:17.756	58.406	1:26.665	52.685	127.5	10:03.187
4	1	3:29.970	1:13.287	1:24.637	52.046	120.1	13:33.157
5	1	3:42.740	59.671	1:25.967	1:17.102	113.2	17:15.897
6	1	3:34.449	1:14.904	1:27.906	51.639	117.6	20:50.346
7	1	3:08.114	57.037	1:20.560	50.517	134.0	23:58.460
8	1	3:12.151	55.926	1:20.252	55.973	131.2	27:10.611
9	1	3:17.923	58.394	1:23.702	55.827	127.4	30:28.534
10	1	3:38.472	56.107	1:39.303	1:03.062	115.4	34:07.006
11	1	3:09.480	57.004	1:21.316	51.160	133.1	37:16.486
12	1	7:15.661 B	5:05.196	1:19.821	50.644	57.9	44:32.147
13	1	3:07.951	56.485	1:21.214	50.252	134.2	47:40.098
14	1	3:09.634	57.694	1:21.844	50.096	133.0	50:49.732
15	1	3:06.185	55.985	1:20.109	50.091	135.4	53:55.917

**526** PR Motorsport BMW 318ti Cup  
 1.Florian KRAMER CM 2

1	1	4:27.404	2:09.322		4:26.653	92.6	4:27.404
2	1	4:00.923	1:13.553	1:52.503	54.867	104.7	8:28.327
3	1	3:28.711	55.420			120.8	11:57.038
4	1	4:36.056	1:30.098	1:49.579	1:16.379	91.3	16:33.094
5	1	3:40.842	1:19.229	1:27.105	54.508	114.2	20:13.936
6	1	3:06.471	54.746	1:21.333	50.392	135.2	23:20.407
7	1	3:04.945	55.562			136.3	26:25.352
8	1	4:10.516 B	1:54.250	1:21.896	54.370	100.6	30:35.868
9	1	3:31.472	56.156	1:32.645	1:02.671	119.2	34:07.340
10	1	3:08.538	56.476			133.7	37:15.878
11	1	7:19.513 B	5:07.092	1:22.212	50.209	57.4	44:35.391
12	1	3:06.301	55.840			135.3	47:41.692
13	1	3:07.315	55.848			134.6	50:49.007
14	1	3:05.897	55.441			135.6	53:54.904
15	1	3:06.350	54.867			135.3	57:01.254
16	1	3:05.277	55.657			136.1	1:00:06.531
17	1	3:05.460	55.474			136.0	1:03:11.991

**530** Freude am Fahren 328i ST E36  
 1.Alex PAWLOW GTR 4

1	1	2:58.483	54.461			138.8	2:58.483
2	1	3:01.518	52.127	1:20.209	49.182	138.9	6:00.001
3	1	3:14.283	56.272	1:30.560	47.451	129.8	9:14.284
4	1	3:13.029	54.011	1:20.499	58.519	130.6	12:27.313
5	1	4:41.124	1:38.220	1:39.697	1:23.207	89.7	17:08.437
6	1	3:31.115	1:14.196			119.4	20:39.552
7	1	7:03.896 B	4:56.324			59.5	27:43.448



## DMV BMW Challenge & Classic Masters SPA EURO RACE Race

### Sector Analysis

— Invalidated Lap    ■ Personal Best    ■ Session Best    B Crossing the pit lane

Lap	D	Time	Sector 1	Sector 2	Sector 3	Kph	Elapsed	Lap	D	Time	Sector 1	Sector 2	Sector 3	Kph	Elapsed
8	1	3:20.969	52.953	1:26.804	1:01.212	125.5	31:04.417	7	1	3:14.945	56.373			129.3	26:42.509
9	1	3:18.032	1:00.619			127.3	34:22.449	8	1	3:20.834	57.156			125.5	30:03.343
10	1	2:57.341	53.726			142.2	37:19.790	9	1	3:55.033	1:11.710			107.3	33:58.376
11	1	2:57.905	52.113			141.7	40:17.695	10	1	3:11.839	56.856			131.4	37:10.215
12	1	2:58.958	51.731			140.9	43:16.653	11	1	3:11.224	55.914			131.9	40:21.439
13	1	2:56.657	52.505			142.7	46:13.310	12	1	7:19.475	5:05.625			57.4	47:40.914
14	1	2:54.036	51.890			144.9	49:07.346	13	1	3:09.810	55.368			132.8	50:50.724
15	1	2:53.933	51.387			145.0	52:01.279	14	1	3:11.719	55.445			131.5	54:02.443
16	1	<b>2:53.366</b>	<b>51.048</b>			145.4	54:54.645	15	1	3:10.384	55.496			132.4	57:12.827
17	1	2:56.608	51.555			142.8	57:51.253	16	1	<b>3:09.554</b>	55.321			133.0	1:00:22.381
18	1	2:53.924	51.452			145.0	1:00:45.177	17	1	3:12.970	55.711			130.7	1:03:35.351
19	1	2:54.518	51.318			144.5	1:03:39.695								

**595** **Duller Motorsport** M3 GTR E46  
 1. Siegfried KUZDAS GTR 1  
 2. Herwig DULLER

1	1	2:39.567	46.408	1:11.267	41.892	155.3	2:39.567
2	1	2:47.084	44.870	1:14.724	47.490	150.9	5:26.651
3	1	3:32.839	1:11.368	1:38.664	42.807	118.5	8:59.490
4	1	3:18.648	45.110	1:34.323	59.215	126.9	12:18.138
5	1	4:36.163	1:31.934	1:44.744	1:19.485	91.3	16:54.301
6	1	3:35.868	1:15.936	1:33.205	46.727	116.8	20:30.169
7	1	2:43.221	46.208	1:13.789	43.224	154.5	23:13.390
8	1	2:42.537	45.823	1:12.684	44.030	155.1	25:55.927
9	1	3:26.665	47.509	1:33.311	1:05.845	122.0	29:22.592
10	1	4:07.799	1:21.515	1:50.955	55.329	101.8	33:30.391
11	1	6:53.616 B	4:53.954	1:15.937	43.725	61.0	40:24.007
12	1	2:41.379	45.544	1:13.840	41.995	156.2	43:05.386
13	1	2:40.139	45.177	1:12.642	42.320	157.5	45:45.525
14	1	2:40.710	45.572	1:12.829	42.309	156.9	48:26.235
15	1	2:39.563	45.344	1:12.532	<b>41.687</b>	158.0	51:05.798
16	1	2:39.643	44.696	1:13.093	41.854	157.9	53:45.441
17	1	2:38.851	44.752	1:12.313	41.786	158.7	56:24.292
18	1	<b>2:38.542</b>	<b>44.630</b>	<b>1:11.145</b>	42.767	159.0	59:02.834
19	1	2:41.307	44.800	1:13.314	43.193	156.3	1:01:44.141

**899** **LifeCarRacing KRAC im ADAC e.V.** M2 CS RC-R  
 1. Thomas LEYHERR GTR 2

1	1	2:46.836	47.843	1:15.423	43.570	148.5	2:46.836
2	1	2:54.241	45.953	1:20.574	47.714	144.7	5:41.077
3	1	3:20.910	59.989	1:37.550	<b>43.371</b>	125.5	9:01.987
4	1	3:17.521	46.542	1:32.253	58.726	127.7	12:19.508
5	1	4:36.470	1:34.026	1:42.921	1:19.523	91.2	16:55.978
6	1	3:36.129	1:16.439	1:31.933	47.757	116.7	20:32.107
7	1	<b>2:45.160</b>	<b>45.702</b>	<b>1:15.280</b>	44.178	152.7	23:17.267

**933** **ATT Racing** Porsche Boxster 2,5  
 1. Martin KNOF CM 4  
 2. Marius SCHÄFER

1	1	4:28.912	2:08.035			92.1	4:28.912
2	1	4:00.854	1:13.273			104.7	8:29.766
3	1	3:30.120	55.104			120.0	11:59.886
4	1	4:36.436	1:30.319			91.2	16:36.322
5	1	3:39.688	1:19.740			114.8	20:16.010
6	1	3:11.554	<b>54.812</b>			131.6	23:27.564

**964** **east-racing Motorsport** Porsche 964 GT 3,6  
 1. Thomas RÖPKE CM 5

1	1	4:13.028	2:01.746	1:21.127	50.155	97.9	4:13.028
2	1	4:07.519	1:16.429	1:53.473	57.617	101.9	8:20.547
3	1	3:28.655	52.536	1:24.955	1:11.164	120.8	11:49.202
4	1	4:35.982	1:31.187	1:48.938	1:15.857	91.4	16:25.184
5	1	3:41.606	1:14.438	1:29.883	57.285	113.8	20:06.790
6	1	3:00.360	<b>51.266</b>	1:21.186	47.908	139.8	23:07.150
7	1	2:58.709	51.366			141.1	26:05.859
8	1	3:27.396	1:01.636	1:23.249	1:02.511	121.6	29:33.255
9	1	4:05.628	1:19.332	1:49.045	57.251	102.7	33:38.883
10	1	7:44.252 B	5:33.167	1:22.495	48.590	54.3	41:23.135
11	1	3:02.963	52.448	1:21.479	49.036	137.8	44:26.098
12	1	<b>2:58.248</b>	52.207	<b>1:19.487</b>	<b>46.554</b>	141.5	47:24.346
13	1	2:59.645	52.123	1:20.050	47.472	140.4	50:23.991
14	1	2:59.740	51.989	1:20.562	47.189	140.3	53:23.731
15	1	2:59.558	51.784	1:20.219	47.555	140.4	56:23.289
16	1	2:59.495	51.651	1:19.678	48.166	140.5	59:22.784
17	1	3:01.095	52.343	1:19.583	49.169	139.2	1:02:23.879