

# Belcar Endurance Championship


## SPA EURO RACE

### Race

### Sector Analysis

— Invalidated Lap    ■ Personal Best    ■ Session Best    B Crossing the pit lane

Lap	D	Time	Sector 1	Sector 2	Sector 3	Kph	Elapsed	Lap	D	Time	Sector 1	Sector 2	Sector 3	Kph	Elapsed
<b>2</b> Russel Racing by NGT 1.Hans THIERS 3.Christoff CORTEN 2.Jeffrey VAN HOOYDONC Porsche 992 GTA								<b>7</b> Speedlover 1.Olivier DONS 2.Rik RENMANS Porsche 992 GTA							
1	2	3:46.401	43.108	1:27.358	1:35.935	109.4	3:46.401	1	2	3:54.086	45.939	1:34.562	1:33.585	105.8	3:54.086
2	2	3:36.612	1:09.002	1:34.961	52.649	116.4	7:23.013	2	2	3:32.461	1:09.155	1:32.831	50.475	118.7	7:26.547
3	2	2:25.146	41.019	1:06.107	38.020	173.7	9:48.159	3	2	2:33.821	42.991	1:10.483	40.347	163.9	10:00.368
4	2	2:25.153	40.745	1:06.633	<b>37.775</b>	173.7	12:13.312	4	2	2:33.906	42.786	1:11.006	40.114	163.8	12:34.274
5	2	2:25.527	40.790	1:06.819	37.918	173.3	14:38.839	5	2	2:32.611	42.808	1:10.022	39.781	165.2	15:06.885
6	2	<b>2:24.925</b>	<b>40.492</b>	1:05.939	38.494	174.0	17:03.764	6	2	2:32.732	42.628	1:10.072	40.032	165.1	17:39.617
7	2	2:25.116	40.696	1:05.967	38.453	173.8	19:28.880	7	2	2:33.348	42.821	1:10.643	39.884	164.4	20:12.965
8	2	2:27.731	43.165	1:06.358	38.208	170.7	21:56.611	8	2	2:32.595	42.516	1:10.318	39.761	165.2	22:45.560
9	2	2:25.292	41.079	1:06.207	38.006	173.5	24:21.903	9	2	2:35.280	44.346	1:09.927	41.007	162.4	25:20.840
10	2	2:25.197	40.849	1:06.280	38.068	173.7	26:47.100	10	2	2:31.758	42.803	<b>1:09.303</b>	39.652	166.1	27:52.598
11	2	2:25.638	41.484	1:06.157	37.997	173.1	29:12.738	11	2	2:33.591	43.399	1:10.521	39.671	164.2	30:26.189
12	2	2:24.997	40.738	<b>1:05.902</b>	38.357	173.9	31:37.735	12	2	2:31.717	42.655	1:09.348	39.714	166.2	32:57.906
13	2	2:25.075	40.699	1:06.470	37.906	173.8	34:02.810	13	2	<b>2:31.211</b>	42.400	1:09.450	<b>39.361</b>	166.7	35:29.117
14	2	2:25.579	40.947	1:06.517	38.115	173.2	36:28.389	14	2	2:31.583	42.506	1:09.561	39.516	166.3	38:00.700
15	2	2:26.278	40.710	1:06.974	38.594	172.4	38:54.667	15	2	2:33.348	42.553	1:10.778	40.017	164.4	40:34.048
16	2	2:27.151	42.546	1:06.517	38.088	171.3	41:21.818	16	2	2:33.663	43.420	1:10.505	39.738	164.1	43:07.711
17	2	2:25.685	40.822	1:06.567	38.296	173.1	43:47.503	17	2	2:35.874	43.376	1:11.687	40.811	161.8	45:43.585
18	2	2:25.497	40.743	1:06.526	38.228	173.3	46:13.000	18	2	2:37.090	44.395	1:11.996	40.699	160.5	48:20.675
19	2	2:25.682	40.558	1:06.762	38.362	173.1	48:38.682	19	2	2:37.872	43.949	1:13.182	40.741	159.7	50:58.547
20	2	2:25.700	40.888	1:06.481	38.331	173.1	51:04.382	20	2	2:38.451	45.500	1:12.146	40.805	159.1	53:36.998
21	2	2:26.168	40.713	1:07.285	38.170	172.5	53:30.550	21	2	2:38.527	43.767	1:13.655	41.105	159.1	56:15.525
22	2	2:26.367	40.892	1:06.982	38.493	172.3	55:56.917	22	2	2:35.635	43.772	1:11.598	40.265	162.0	58:51.160
23	2	2:26.398	40.997	1:07.144	38.257	172.2	58:23.315	23	1	4:58.903 B	3:03.765	1:13.962	41.176	84.4	1:03:50.063
24	2	2:27.208	40.788	1:07.136	39.284	171.3	1:00:50.523	24	1	2:35.586	44.451	1:10.818	40.317	162.1	1:06:25.649
25	2	2:26.820	40.655	1:06.686	39.479	171.7	1:03:17.343	25	1	2:33.415	43.017	1:10.152	40.246	164.4	1:08:59.064
26	2	2:26.786	40.935	1:07.255	38.596	171.8	1:05:44.129	26	1	2:33.834	42.818	1:10.865	40.151	163.9	1:11:32.898
27	2	2:27.434	41.250	1:07.125	39.059	171.0	1:08:11.563	27	1	2:34.740	43.687	1:10.931	40.122	162.9	1:14:07.638
28	3	3:41.121 B	1:53.875	1:07.995	39.251	114.0	1:11:52.684	28	1	2:33.829	42.791	1:11.025	40.013	163.9	1:16:41.467
29	3	2:29.760	41.815	1:08.598	39.347	168.4	1:14:22.444	29	1	2:34.978	42.915	1:11.416	40.647	162.7	1:19:16.445
30	3	2:29.024	41.428	1:08.282	39.314	169.2	1:16:51.468	30	1	2:36.068	43.388	1:12.487	40.193	161.6	1:21:52.513
31	3	2:28.746	41.351	1:08.345	39.050	169.5	1:19:20.214	31	1	2:34.070	43.766	1:10.674	39.630	163.7	1:24:26.583
32	3	2:29.100	41.204	1:08.607	39.289	169.1	1:21:49.314	32	1	2:34.160	42.769	1:10.402	40.989	163.6	1:27:00.743
33	3	2:28.123	41.342	1:07.706	39.075	170.2	1:24:17.437	33	1	3:35.243 B	1:43.796	1:11.360	40.087	117.1	1:30:35.986
34	3	2:29.961	42.335	1:08.366	39.260	168.1	1:26:47.398	34	1	2:32.915	42.866	1:10.508	39.541	164.9	1:33:08.901
35	3	2:28.603	41.163	1:07.870	39.570	169.7	1:29:16.001	35	1	2:35.323	43.024	1:12.216	40.083	162.3	1:35:44.224
36	3	2:28.816	41.421	1:08.050	39.345	169.4	1:31:44.817	36	1	3:42.511 B	1:51.463	1:10.362	40.686	113.3	1:39:26.735
37	3	2:29.113	41.219	1:08.544	39.350	169.1	1:34:13.930	37	1	2:34.078	43.471	1:10.573	40.034	163.6	1:42:00.813
38	3	2:29.486	41.413	1:08.639	39.434	168.7	1:36:43.416	38	1	2:33.404	42.693	1:09.722	40.989	164.4	1:44:34.217
39	3	3:40.231 B	1:52.832	1:08.318	39.081	114.5	1:40:23.647	39	1	2:32.862	42.588	1:10.249	40.025	164.9	1:47:07.079
40	3	2:26.518	41.305	1:06.677	38.536	172.1	1:42:50.165	40	1	2:31.901	42.490	1:09.836	39.575	166.0	1:49:38.980
41	3	2:26.278	41.127	1:06.599	38.552	172.4	1:45:16.443	41	1	2:32.679	<b>42.032</b>	1:10.777	39.870	165.1	1:52:11.659
42	3	2:25.992	40.981	1:06.806	38.205	172.7	1:47:42.435	42	1	2:31.939	42.314	1:09.813	39.812	165.9	1:54:43.598
43	3	2:26.383	40.966	1:06.753	38.664	172.2	1:50:08.818	43	1	3:01.106 B	1:08.494	1:12.329	40.283	139.2	1:57:44.704
44	3	2:27.766	41.127	1:07.833	38.806	170.6	1:52:36.584	44	1	2:47.941	42.698	1:23.000	42.243	150.1	2:00:32.645
45	3	2:27.289	40.882	1:07.715	38.692	171.2	1:55:03.873	45	1	2:35.685	43.636	1:11.301	40.748	162.0	2:03:08.330
46	3	2:29.405	42.751	1:07.549	39.105	168.8	1:57:33.278	46	1	2:35.024	43.113	1:11.506	40.405	162.6	2:05:43.354
47	3	2:27.671	40.896	1:07.626	39.149	170.7	2:00:00.949	47	1	2:35.838	43.237	1:11.546	41.055	161.8	2:08:19.192
48	3	2:28.063	41.036	1:07.916	39.111	170.3	2:02:29.012								
49	3	2:28.519	41.366	1:08.087	39.066	169.8	2:04:57.531								
50	3	2:30.656	41.135	1:08.022	41.499	167.4	2:07:28.187								
<b>11</b> PK Carsport 1.Peter GUELINCKX 3.Stienes LONGIN 2.Bert LONGIN Audi GT2 GTA															
1	2	3:44.918	41.818	1:27.733	1:35.367	110.2	3:44.918								
2	2	3:37.712	1:08.952	1:35.198	53.562	115.8	7:22.630								



# Belcar Endurance Championship


## SPA EURO RACE

### Race

### Sector Analysis

— Invalidated Lap    ■ Personal Best    ■ Session Best    B Crossing the pit lane

Lap	D	Time	Sector 1	Sector 2	Sector 3	Kph	Elapsed	Lap	D	Time	Sector 1	Sector 2	Sector 3	Kph	Elapsed
3	2	2:25.315	40.760	1:06.189	38.366	173.5	9:47.945	6	1	2:46.321	47.494	1:15.126	43.701	151.6	18:36.878
4	2	2:24.499	40.779	1:05.741	37.979	174.5	12:12.444	7	1	2:47.705	47.896	1:16.028	43.781	150.3	21:24.583
5	2	<b>2:23.925</b>	40.670	1:05.640	<b>37.615</b>	175.2	14:36.369	8	1	2:46.467	47.463	1:14.902	44.102	151.5	24:11.050
6	2	2:24.667	40.674	1:05.792	38.201	174.3	17:01.036	9	1	2:46.388	47.176	1:15.113	44.099	151.5	26:57.438
7	2	2:24.868	40.600	1:06.388	37.880	174.0	19:25.904	10	1	2:46.345	<b>47.012</b>	1:15.488	43.845	151.6	29:43.783
8	2	2:26.473	42.495	<b>1:05.620</b>	38.358	172.1	21:52.377	11	1	2:47.879	47.692	1:15.900	44.287	150.2	32:31.662
9	2	2:24.154	40.408	1:05.864	37.882	174.9	24:16.531	12	1	2:47.267	47.841	1:15.032	44.394	150.7	35:18.929
10	2	2:24.744	40.533	1:06.120	38.091	174.2	26:41.275	13	1	2:47.845	47.982	1:15.638	44.225	150.2	38:06.774
11	2	2:24.197	<b>40.331</b>	1:05.971	37.895	174.9	29:05.472	14	1	2:47.583	47.322	1:15.902	44.359	150.5	40:54.357
12	2	2:25.252	40.435	1:06.600	38.217	173.6	31:30.724	15	2	4:11.062B	2:04.001	1:20.958	46.103	100.4	45:05.419
13	2	2:26.086	40.361	1:07.412	38.313	172.6	33:56.810	16	2	2:55.291	50.091	1:19.504	45.696	143.8	48:00.710
14	2	2:24.516	40.521	1:05.860	38.135	174.5	36:21.326	17	2	2:55.288	49.375	1:19.177	46.736	143.8	50:55.998
15	2	2:27.854	41.450	1:07.779	38.625	170.5	38:49.180	18	2	2:52.161	49.270	1:17.871	45.020	146.5	53:48.159
16	2	2:26.340	40.757	1:06.744	38.839	172.3	41:15.520	19	2	2:53.257	48.521	1:19.719	45.017	145.5	56:41.416
17	2	2:25.999	40.449	1:06.483	39.067	172.7	43:41.519	20	2	2:52.324	49.024	1:18.254	45.046	146.3	59:33.740
18	2	2:25.788	40.556	1:06.888	38.344	173.0	46:07.307	21	2	2:51.498	48.546	1:17.786	45.166	147.0	1:02:25.238
19	2	2:25.810	40.635	1:06.772	38.403	172.9	48:33.117	22	2	2:50.841	48.540	1:17.491	44.810	147.6	1:05:16.079
20	2	2:26.350	40.773	1:07.091	38.486	172.3	50:59.467	23	2	2:51.106	48.922	1:17.316	44.868	147.4	1:08:07.185
21	2	2:28.090	41.047	1:07.797	39.246	170.3	53:27.557	24	2	2:49.855	48.186	1:16.738	44.931	148.4	1:10:57.040
22	2	2:27.911	41.286	1:07.771	38.854	170.5	55:55.468	25	2	2:48.843	47.794	1:16.533	44.516	149.3	1:13:45.883
23	1	3:45.384B	1:59.606	1:07.428	38.350	111.9	59:40.852	26	2	2:48.820	47.587	1:16.938	44.295	149.4	1:16:34.703
24	1	2:28.419	41.273	1:08.486	38.660	169.9	1:02:09.271	27	2	2:49.989	48.136	1:17.382	44.471	148.3	1:19:24.692
25	1	2:26.232	41.270	1:06.651	38.311	172.4	1:04:35.503	28	2	2:50.181	48.043	1:16.316	45.822	148.2	1:22:14.873
26	1	2:25.285	41.073	1:06.211	38.001	173.5	1:07:00.788	29	2	2:50.421	48.003	1:18.175	44.243	148.0	1:25:05.294
27	1	2:26.802	41.146	1:07.127	38.529	171.8	1:09:27.590	30	2	2:48.753	47.796	1:16.526	44.431	149.4	1:27:54.047
28	1	2:25.902	41.157	1:06.448	38.297	172.8	1:11:53.492	31	2	2:50.040	48.206	1:17.256	44.578	148.3	1:30:44.087
29	1	2:27.978	41.296	1:07.588	39.094	170.4	1:14:21.470	32	2	2:49.524	48.033	1:16.542	44.949	148.7	1:33:33.611
30	1	2:26.448	42.099	1:06.257	38.092	172.2	1:16:47.918	33	1	4:11.974B	2:08.426	1:17.383	46.165	100.1	1:37:45.585
31	1	2:27.035	41.384	1:07.177	38.474	171.5	1:19:14.953	34	1	2:49.801	48.344	1:16.469	44.988	148.5	1:40:35.386
32	1	2:27.353	41.072	1:07.122	39.159	171.1	1:21:42.306	35	1	2:48.236	47.568	1:16.176	44.492	149.9	1:43:23.622
33	1	2:26.022	40.569	1:07.062	38.391	172.7	1:24:08.328	36	1	2:46.827	47.414	1:15.566	43.847	151.1	1:46:10.449
34	1	2:26.339	40.957	1:07.136	38.246	172.3	1:26:34.667	37	1	2:47.974	47.261	1:16.246	44.467	150.1	1:48:58.423
35	3	3:35.294B	1:48.947	1:07.475	38.872	117.1	1:30:09.961	38	1	2:46.890	47.210	1:15.451	44.229	151.1	1:51:45.313
36	3	2:25.467	41.281	1:05.957	38.229	173.3	1:32:35.428	39	1	2:46.493	47.138	1:15.365	43.990	151.4	1:54:31.806
37	3	2:26.299	40.886	1:07.176	38.237	172.3	1:35:01.727	40	1	2:46.762	47.348	1:15.194	44.220	151.2	1:57:18.568
38	3	2:27.967	40.882	1:07.531	39.554	170.4	1:37:29.694	41	1	2:55.889	47.369	1:15.660	52.860	143.4	2:00:14.457
39	3	2:26.931	40.824	1:07.288	38.819	171.6	1:39:56.625	42	1	2:49.675	48.164	1:16.159	45.352	148.6	2:03:04.132
40	3	2:26.078	40.666	1:06.752	38.660	172.6	1:42:22.703	43	1	2:52.448	48.165	1:18.188	46.095	146.2	2:05:56.580
41	3	2:25.661	40.533	1:06.464	38.664	173.1	1:44:48.364	44	1	2:49.818	47.662	1:16.562	45.594	148.5	2:08:46.398
42	3	2:25.570	40.570	1:06.675	38.325	173.2	1:47:13.934	<div style="border: 1px solid black; padding: 5px;"> <b>18</b> Hamofa Motorsport BMW M2 CS Racing                      1. Rob VERHOEVEN 3. Mark VERHOEVEN TA                      2. Kris VERHOEVEN                 </div>							
43	3	2:27.176	40.498	1:07.739	38.939	171.3	1:49:41.110								
44	3	2:26.639	40.777	1:07.123	38.739	171.9	1:52:07.749								
45	3	2:26.739	41.270	1:06.803	38.666	171.8	1:54:34.488								
46	3	2:28.206	40.815	1:07.687	39.704	170.1	1:57:02.694								
47	3	2:26.688	40.798	1:07.226	38.664	171.9	1:59:29.382								
48	3	2:28.500	41.046	1:08.504	38.950	169.8	2:01:57.882								
49	3	2:27.466	40.872	1:07.961	38.633	171.0	2:04:25.348								
50	3	2:31.662	41.421	1:08.438	41.803	166.3	2:06:57.010								
<div style="border: 1px solid black; padding: 5px;"> <b>14</b> Alnimax Racing BMW M2                      1. Alexander BORGSMANS TA                      2. Maxim DE WITTE                 </div>															
1	1	3:59.248	52.025	1:43.456	1:23.767	103.6	3:59.248	1	1	3:57.655	47.533	1:34.517	1:35.605	104.2	3:57.655
2	1	3:30.567	1:08.678	1:30.841	51.048	119.7	7:29.815	2	1	3:30.397	1:09.236	1:30.702	50.459	119.8	7:28.052
3	1	2:47.187	47.737	1:15.640	43.810	150.8	10:17.002	3	1	2:39.972	44.929	1:13.429	41.614	157.6	10:08.024
4	1	2:47.313	47.391	1:15.550	44.372	150.7	13:04.315	4	1	2:39.081	44.491	1:12.734	41.856	158.5	12:47.105
5	1	<b>2:46.242</b>	47.814	<b>1:14.876</b>	<b>43.552</b>	151.7	15:50.557	5	1	2:39.035	44.849	<b>1:12.509</b>	41.677	158.5	15:26.140
6	1	2:39.128	44.573	1:12.829	41.726	158.5	18:05.268	6	1	2:39.128	44.573	1:12.829	41.726	158.5	18:05.268
7	1	<b>2:38.906</b>	<b>44.365</b>	1:12.781	41.760	158.7	20:44.174	7	1	<b>2:38.906</b>	<b>44.365</b>	1:12.781	41.760	158.7	20:44.174
8	1	2:40.081	44.867	1:13.520	41.694	157.5	23:24.255	8	1	2:40.081	44.867	1:13.520	41.694	157.5	23:24.255
9	1	2:39.458	44.900	1:12.783	41.775	158.1	26:03.713	9	1	2:39.458	44.900	1:12.783	41.775	158.1	26:03.713
10	1	2:40.648	45.518	1:13.058	42.072	157.0	28:44.361	10	1	2:40.648	45.518	1:13.058	42.072	157.0	28:44.361
11	1	2:40.845	44.973	1:13.499	42.373	156.8	31:25.206	11	1	2:40.845	44.973	1:13.499	42.373	156.8	31:25.206
12	1	2:40.714	44.786	1:13.861	42.067	156.9	34:05.920	12	1	2:40.714	44.786	1:13.861	42.067	156.9	34:05.920
13	1	2:41.736	44.985	1:13.939	42.812	155.9	36:47.656	13	1	2:41.736	44.985	1:13.939	42.812	155.9	36:47.656
14	1	2:40.567	44.702	1:14.348	<b>41.517</b>	157.0	39:28.223	14	1	2:40.567	44.702	1:14.348	<b>41.517</b>	157.0	39:28.223



# Belcar Endurance Championship

## SPA EURO RACE

### Race

### Sector Analysis

— Invalidated Lap    ■ Personal Best    ■ Session Best    B Crossing the pit lane


Lap	D	Time	Sector 1	Sector 2	Sector 3	Kph	Elapsed	Lap	D	Time	Sector 1	Sector 2	Sector 3	Kph	Elapsed
15	1	2:41.320	44.742	1:14.148	42.430	156.3	42:09.543	24	2	2:28.829	40.856	1:08.540	39.433	169.4	1:02:21.954
16	1	2:42.264	45.334	1:14.628	42.302	155.4	44:51.807	25	2	2:27.813	41.241	1:07.967	38.605	170.6	1:04:49.767
17	1	2:40.520	44.464	1:13.743	42.313	157.1	47:32.327	26	2	2:27.981	40.916	1:08.098	38.967	170.4	1:07:17.748
18	1	2:40.976	44.639	1:13.685	42.652	156.6	50:13.303	27	2	2:27.748	41.078	1:08.084	38.586	170.7	1:09:45.496
19	1	2:41.249	44.769	1:13.888	42.592	156.4	52:54.552	28	2	2:27.599	40.630	1:08.044	38.925	170.8	1:12:13.095
20	1	4:50.393 B	2:43.190	1:23.179	44.024	86.8	57:44.945	29	2	2:29.171	41.598	1:08.531	39.042	169.0	1:14:42.266
21	1	2:45.717	46.496	1:15.945	43.276	152.2	1:00:30.662	30	2	2:30.007	41.428	1:09.875	38.704	168.1	1:17:12.273
22	1	2:46.905	46.116	1:15.964	44.825	151.1	1:03:17.567	31	2	2:28.511	41.323	1:08.831	38.357	169.8	1:19:40.784
23	1	2:44.050	45.408	1:15.437	43.205	153.7	1:06:01.617	32	2	2:29.295	40.820	1:08.688	39.787	168.9	1:22:10.079
24	1	2:46.039	46.153	1:16.612	43.274	151.9	1:08:47.656	33	2	2:28.999	40.796	1:09.079	39.124	169.2	1:24:39.078
25	1	2:43.975	45.363	1:15.375	43.237	153.8	1:11:31.631	34	1	3:39.790 B	1:52.482	1:08.739	38.569	114.7	1:28:18.868
26	1	2:47.288	45.993	1:17.843	43.452	150.7	1:14:18.919	35	1	2:26.926	40.745	1:07.955	38.226	171.6	1:30:45.794
27	1	2:45.102	45.768	1:15.894	43.440	152.7	1:17:04.021	36	1	2:25.677	40.788	1:06.761	38.128	173.1	1:33:11.471
28	1	2:44.819	45.538	1:16.346	42.935	153.0	1:19:48.840	37	1	2:27.522	40.836	1:08.390	38.296	170.9	1:35:38.993
29	1	2:44.534	45.107	1:15.908	43.519	153.2	1:22:33.374	38	1	2:32.266	40.420	1:10.409	41.437	165.6	1:38:11.259
30	1	2:44.366	46.019	1:15.439	42.908	153.4	1:25:17.740	39	1	2:26.428	40.566	1:07.266	38.596	172.2	1:40:37.687
31	1	2:46.655	45.912	1:17.006	43.737	151.3	1:28:04.395	40	1	2:25.363	40.229	1:07.284	37.850	173.5	1:43:03.050
32	1	2:45.554	45.592	1:15.635	44.327	152.3	1:30:49.949	41	1	2:24.045	40.019	1:06.230	37.796	175.0	1:45:27.095
33	1	2:47.446	46.974	1:17.262	43.210	150.6	1:33:37.395	42	1	2:24.339	40.090	1:06.434	37.815	174.7	1:47:51.434
34	1	2:44.846	45.340	1:15.468	44.038	153.0	1:36:22.241	43	1	2:24.428	40.177	1:06.462	37.789	174.6	1:50:15.862
35	1	2:47.195	45.705	1:17.090	44.400	150.8	1:39:09.436	44	1	2:24.567	40.174	1:06.535	37.858	174.4	1:52:40.429
36	3	4:50.769 B	2:42.900	1:21.493	46.376	86.7	1:44:00.205	45	1	2:25.092	40.104	1:06.883	38.105	173.8	1:55:05.521
37	3	2:56.517	47.415	1:21.950	47.152	142.8	1:46:56.722	46	1	2:25.713	40.833			173.0	1:57:31.234
38	3	2:58.606	47.954	1:22.994	47.658	141.2	1:49:55.328	47	1	2:26.697	40.516	1:07.959	38.222	171.9	1:59:57.931
39	3	2:57.277	47.257	1:22.940	47.080	142.2	1:52:52.605	48	1	2:26.787	40.911			171.8	2:02:24.718
40	3	2:55.019	48.298	1:21.482	45.239	144.1	1:55:47.624	49	1	2:28.554	40.657	1:08.758	39.139	169.7	2:04:53.272
41	3	2:54.630	47.724	1:21.444	45.462	144.4	1:58:42.254	50	1	2:26.950	40.583	1:07.845	38.522	171.6	2:07:20.222
42	3	2:55.805	47.337	1:21.444	47.024	143.4	2:01:38.059								
43	3	2:57.523	47.975	1:22.798	46.750	142.0	2:04:35.582								
44	3	2:57.636	47.990	1:22.609	47.037	141.9	2:07:33.218								

**20** **Totaalplan Racing**  
 1. Cedric WAUTERS  
 2. Brent VERHEYEN  
 Lamborghini Super Trofeo  
 GTA

1	1	3:44.281	41.318	1:27.299	1:35.664	110.5	3:44.281
2	1	3:40.361	1:08.409	1:36.009	55.943	114.4	7:24.642
3	1	2:24.203	40.583	1:06.300	37.320	174.9	9:48.845
4	1	2:24.827	40.233	1:07.128	37.466	174.1	12:13.672
5	1	2:24.048	40.211	1:06.525	37.312	175.0	14:37.720
6	1	2:24.027	40.162			175.1	17:01.747
7	1	2:24.477	40.213	1:06.331	37.933	174.5	19:26.224
8	1	2:25.138	40.820	1:06.240	38.078	173.7	21:51.362
9	1	2:23.562	40.073	1:05.789	37.700	175.6	24:14.924
10	1	2:24.724	41.169	1:06.162	37.393	174.2	26:39.648
11	1	2:23.447	40.052	1:05.807	37.588	175.8	29:03.095
12	1	2:23.874	40.221	1:06.134	37.519	175.3	31:26.969
13	1	2:25.285	40.230	1:07.250	37.805	173.5	33:52.254
14	1	2:26.753	40.366			171.8	36:19.007
15	1	2:26.543	42.112	1:06.725	37.706	172.1	38:45.550
16	1	2:24.980	40.326	1:06.940	37.714	173.9	41:10.530
17	1	2:24.969	40.322	1:06.714	37.933	173.9	43:35.499
18	1	2:25.802	40.347	1:07.446	38.009	172.9	46:01.301
19	1	2:26.437	40.374	1:07.707	38.356	172.2	48:27.738
20	1	2:26.398	40.413	1:07.655	38.330	172.2	50:54.136
21	1	2:27.466	40.302	1:07.911	39.253	171.0	53:21.602
22	2	4:03.444 B	2:14.281	1:09.636	39.527	103.6	57:25.046
23	2	2:28.079	40.883	1:08.551	38.645	170.3	59:53.125

**21** **Totaalplan Racing**  
 1. Mario MARTLÉ  
 2. Kenneth LINTHOUT  
 Lamborghini Super Trofeo  
 GTA

1	1	3:52.467	44.158	1:35.381	1:32.928	106.6	3:52.467
2	1	3:33.131	1:08.925	1:33.318	50.888	118.3	7:25.598
3	1	2:34.314	42.738	1:11.324	40.252	163.4	9:59.912
4	1	2:33.955	42.776	1:10.692	40.487	163.8	12:33.867
5	1	2:32.438	41.878	1:10.334	40.226	165.4	15:06.305
6	1	2:31.397	41.521	1:10.259	39.617	166.5	17:37.702
7	1	2:31.310	41.473	1:10.186	39.651	166.6	20:09.012
8	1	2:30.893	41.149	1:10.187	39.557	167.1	22:39.905
9	1	2:32.419	42.158	1:10.621	39.640	165.4	25:12.324
10	1	2:31.268	41.392	1:10.242	39.634	166.7	27:43.592
11	1	2:31.165	41.857	1:09.712	39.596	166.8	30:14.757
12	1	2:30.878	41.670	1:09.978	39.230	167.1	32:45.635
13	1	2:29.540	41.136	1:09.194	39.210	168.6	35:15.175
14	1	2:28.632	41.049	1:08.758	38.825	169.6	37:43.807
15	1	2:28.071	41.120	1:08.147	38.804	170.3	40:11.878
16	1	2:28.973	41.197	1:08.551	39.225	169.3	42:40.851
17	1	2:28.874	40.918	1:08.807	39.149	169.4	45:09.725
18	1	2:30.905	42.306	1:09.178	39.421	167.1	47:40.630
19	1	2:30.369	41.405	1:09.090	39.874	167.7	50:10.999
20	1	2:29.523	41.316	1:09.373	38.834	168.6	52:40.522
21	1	2:29.021	41.251	1:08.520	39.250	169.2	55:09.543
22	1	2:30.487	41.930	1:08.842	39.715	167.6	57:40.030
23	1	2:28.494	40.642	1:08.790	39.062	169.8	1:00:08.524
24	1	2:30.312	41.017	1:08.743	40.552	167.7	1:02:38.836
25	1	2:31.139	40.733	1:11.167	39.239	166.8	1:05:09.975
26	1	2:29.236	40.993	1:08.671	39.572	169.0	1:07:39.211



# Belcar Endurance Championship

## SPA EURO RACE


### Race

### Sector Analysis

— Invalidated Lap    ■ Personal Best    ■ Session Best    B Crossing the pit lane

Lap	D	Time	Sector 1	Sector 2	Sector 3	Kph	Elapsed	Lap	D	Time	Sector 1	Sector 2	Sector 3	Kph	Elapsed							
27	2	3:44.198	B 1:52.821	1:10.860	40.517	112.5	1:11:23.409	31	3	2:42.573	45.493	1:14.550	42.530	155.1	1:30:23.916							
28	2	2:33.207	42.637	1:10.956	39.614	164.6	1:13:56.616	32	3	2:42.862	45.193	1:14.919	42.750	154.8	1:33:06.778							
29	2	2:32.091	41.760	1:10.513	39.818	165.8	1:16:28.707	<div style="border: 1px solid black; padding: 5px;"> <b>34</b> JJ Motorsport BMW 330i TB                      1. Guido WERCKX                      2. Tom WERCKX                 </div>							1	2	4:02.009	52.301	1:44.150	1:25.558	102.4	4:02.009
30	2	2:31.942	41.764	1:10.069	40.109	165.9	1:19:00.649								2	2	3:28.390	1:07.993	1:29.899	50.498	121.0	7:30.399
31	2	2:33.392	42.870	1:10.709	39.813	164.4	1:21:34.041								3	2	2:52.933	50.442	1:16.989	45.502	145.8	10:23.332
32	2	2:31.925	42.794	1:09.071	40.060	166.0	1:24:05.966								4	2	2:52.872	50.178	1:16.967	45.727	145.9	13:16.204
33	2	2:30.951	41.614	1:09.396	39.941	167.0	1:26:36.917								5	2	2:52.437	50.149	1:16.615	45.673	146.2	16:08.641
34	2	2:32.013	42.514	1:09.797	39.702	165.9	1:29:08.930								6	2	2:52.586	50.001	1:16.872	45.713	146.1	19:01.227
35	2	2:30.042	41.637	1:08.827	39.578	168.0	1:31:38.972								7	2	2:51.872	49.681	1:16.495	45.696	146.7	21:53.099
36	2	2:30.776	41.221	1:09.485	40.070	167.2	1:34:09.748								8	2	2:53.145	49.526	1:18.138	45.481	145.6	24:46.244
37	2	2:30.619	41.617	1:08.783	40.219	167.4	1:36:40.367								9	2	2:51.732	49.707	1:16.635	45.390	146.8	27:37.976
38	2	3:45.601	B 1:55.250	1:10.467	39.884	111.8	1:40:25.968								10	2	2:51.964	49.524	1:16.749	45.691	146.6	30:29.940
39	2	2:29.671	41.238	1:08.951	39.482	168.5	1:42:55.639	11	2	2:50.724	49.283	1:16.085	45.356	147.7	33:20.664							
40	2	2:30.507	41.248	1:09.280	39.979	167.5	1:45:26.146	12	2	2:50.953	49.364	1:16.382	45.207	147.5	36:11.617							
41	2	2:33.335	42.788	1:11.269	39.278	164.4	1:47:59.481	13	2	2:55.849	50.717	1:19.292	45.840	143.4	39:07.466							
42	2	2:32.647	41.914	1:10.934	39.799	165.2	1:50:32.128	14	2	2:55.267	50.164	1:18.479	46.624	143.9	42:02.733							
43	2	2:32.944	41.673	1:10.425	40.846	164.9	1:53:05.072	15	2	2:53.991	50.301	1:17.699	45.991	144.9	44:56.724							
44	2	2:32.677	42.207	1:10.317	40.153	165.1	1:55:37.749	16	2	4:19.826	B 2:14.907	1:18.638	46.281	97.0	49:16.550							
45	2	2:33.908	42.146	1:11.044	40.718	163.8	1:58:11.657	17	2	2:53.655	50.210	1:17.330	46.115	145.2	52:10.205							
46	2	2:33.300	41.824	1:10.932	40.544	164.5	2:00:44.957	18	2	2:53.754	50.324	1:17.293	46.137	145.1	55:03.959							
47	2	2:31.991	42.180	1:10.081	39.730	165.9	2:03:16.948	19	2	2:55.065	50.284	1:17.595	47.186	144.0	57:59.024							
48	2	2:32.525	41.654	1:11.136	39.735	165.3	2:05:49.473	20	2	2:55.569	50.655	1:17.634	47.280	143.6	1:00:54.593							
49	2	2:32.457	42.991	1:09.141	40.325	165.4	2:08:21.930	21	2	2:54.275	50.622	1:17.454	46.199	144.7	1:03:48.868							
<div style="border: 1px solid black; padding: 5px;"> <b>24</b> PK Carsport BMW M2 CS TA                      1. Junior PLANCKAERT 3. Andy PEELMAN                      2. Jurgen VAN DEN BROECK                 </div>								22	2	2:53.210	49.906	1:17.111	46.193	145.6	1:06:42.078							
								1	1	6:37.867	4:39.772	1:15.117	42.978	62.3	6:37.867							
								2	1	2:45.532	50.740	1:12.804	41.988	152.3	9:23.399							
								3	1	2:39.726	45.117	1:12.585	42.024	157.9	12:03.125							
								4	1	2:41.854	45.509	1:14.265	42.080	155.8	14:44.979							
								5	1	2:40.140	45.832	1:12.735	41.573	157.5	17:25.119							
								6	1	2:39.330	44.671	1:12.837	41.822	158.3	20:04.449							
								7	1	2:40.597	44.809	1:13.817	41.971	157.0	22:45.046							
								8	1	2:41.009	45.722	1:13.295	41.992	156.6	25:26.055							
								9	1	2:41.143	45.425	1:13.593	42.125	156.5	28:07.198							
10	1	2:42.070	45.523	1:13.680	42.867	155.6	30:49.268															
11	1	2:41.505	45.428	1:13.683	42.394	156.1	33:30.773															
12	1	2:41.450	45.167	1:13.852	42.431	156.2	36:12.223															
13	1	2:42.297	45.317	1:14.501	42.479	155.4	38:54.520															
14	1	2:43.914	45.138	1:14.025	44.751	153.8	41:38.434															
15	1	2:45.480	46.344	1:16.495	42.641	152.4	44:23.914															
16	1	2:43.115	45.584	1:14.708	42.823	154.6	47:07.029															
17	1	2:42.084	45.360	1:13.984	42.740	155.6	49:49.113															
18	1	2:42.607	45.263	1:14.661	42.683	155.1	52:31.720															
19	3	4:58.150	B 2:55.974	1:17.476	44.700	84.6	57:29.870															
20	3	2:45.822	46.646	1:16.558	42.618	152.1	1:00:15.692															
21	3	2:42.739	45.748	1:14.252	42.739	154.9	1:02:58.431															
22	3	2:42.592	45.426	1:14.354	42.812	155.1	1:05:41.023															
23	3	2:49.617	45.242	1:14.855	49.520	148.7	1:08:30.640															
24	3	2:45.903	45.790	1:17.132	42.981	152.0	1:11:16.543															
25	3	2:43.852	45.661	1:15.337	42.854	153.9	1:14:00.395															
26	3	2:43.995	45.329	1:14.671	43.995	153.7	1:16:44.390															
27	3	2:44.749	45.730	1:15.831	43.188	153.0	1:19:29.139															
28	3	2:44.934	45.736	1:14.907	44.291	152.9	1:22:14.073															
29	3	2:43.474	45.286	1:15.465	42.723	154.2	1:24:57.547															
30	3	2:43.796	45.653	1:15.041	43.102	153.9	1:27:41.343															
<div style="border: 1px solid black; padding: 5px;"> <b>50</b> Convents Racing Team BMW E90 325i TB                      1. Davy CONVENTS 3. Steve RAYMAKERS                      2. Vincent CONVENTS                 </div>								1	1	4:05.992	54.556	1:43.209	1:28.227	100.7	4:05.992							
								2	1	3:26.543	1:06.090	1:29.569	50.884	122.1	7:32.535							
								3	1	2:58.334	51.833	1:19.913	46.588	141.4	10:30.869							
								4	1	2:56.781	51.598	1:18.725	46.458	142.6	13:27.650							
								5	1	2:57.814	51.595	1:18.855	47.364	141.8	16:25.464							





# Belcar Endurance Championship

## SPA EURO RACE

### Race

### Sector Analysis


— Invalidated Lap    ■ Personal Best    ■ Session Best    ■ Crossing the pit lane

Lap	D	Time	Sector 1	Sector 2	Sector 3	Kph	Elapsed	Lap	D	Time	Sector 1	Sector 2	Sector 3	Kph	Elapsed
6	1	2:57.432	51.389	1:18.902	47.141	142.1	19:22.896	17	2	2:59.294	52.807	1:19.539	46.948	140.6	1:32:19.062
7	1	2:58.818	51.590	1:19.879	47.349	141.0	22:21.714	18	2	<span style="background-color: green;">2:58.326</span>	52.190	<span style="background-color: green;">1:19.078</span>	47.058	141.4	1:35:17.388
8	1	2:59.379	51.623	1:20.281	47.475	140.6	25:21.093	19	2	2:59.177	<span style="background-color: green;">52.025</span>	1:19.531	47.621	140.7	1:38:16.565
9	1	2:58.831	51.844	1:19.924	47.063	141.0	28:19.924	20	1	5:15.860 <b>B</b>	2:58.199	1:25.759	51.902	79.8	1:43:32.425
10	1	3:00.206	51.932	1:19.948	48.326	139.9	31:20.130	21	1	3:09.246	54.243	1:25.146	49.857	133.2	1:46:41.671
11	3	4:30.491 <b>B</b>	2:22.958	1:19.885	47.648	93.2	35:50.621	22	1	3:04.084	53.421	1:22.983	47.680	137.0	1:49:45.755
12	3	2:57.942	52.422	1:18.287	47.233	141.7	38:48.563	23	1	3:03.476	52.894	1:21.789	48.793	137.4	1:52:49.231
13	3	2:56.105	50.871	1:18.199	47.035	143.2	41:44.668	24	1	3:06.203	53.574	1:23.634	48.995	135.4	1:55:55.434
14	3	2:57.064	52.155	1:18.151	46.758	142.4	44:41.732	25	1	3:04.894	52.936	1:22.706	49.252	136.4	1:59:00.328
15	3	2:55.916	51.326	1:18.379	46.211	143.3	47:37.648	26	1	3:09.339	54.484	1:25.325	49.530	133.2	2:02:09.667
16	3	2:56.045	51.770	1:17.827	46.448	143.2	50:33.693	27	1	3:06.008	53.751	1:23.498	48.759	135.6	2:05:15.675
17	3	2:56.653	51.506	1:18.356	46.791	142.7	53:30.346	28	1	3:03.480	52.250	1:21.384	49.846	137.4	2:08:19.155
18	3	2:56.317	51.831	1:17.862	46.624	143.0	56:26.663								
19	3	2:56.398	51.131	1:18.471	46.796	142.9	59:23.061								
20	3	2:57.261	51.469	1:18.559	47.233	142.2	1:02:20.322								
21	3	2:55.752	51.156	1:18.292	46.304	143.5	1:05:16.074								
22	3	2:57.700	51.543	1:19.014	47.143	141.9	1:08:13.774								
23	2	4:59.382 <b>B</b>	2:55.224	1:17.667	46.491	84.2	1:13:13.156								
24	2	2:55.614	51.129	1:17.551	46.934	143.6	1:16:08.770								
25	2	2:54.783	50.812	1:17.626	46.345	144.3	1:19:03.553								
26	2	2:56.171	51.377	1:18.788	<span style="background-color: green;">46.006</span>	143.1	1:21:59.724								
27	2	2:54.887	51.038	1:17.613	46.236	144.2	1:24:54.611								
28	2	2:54.453	50.951	1:17.452	46.050	144.5	1:27:49.064								
29	2	2:54.978	50.852	1:17.720	46.406	144.1	1:30:44.042								
30	2	2:55.843	51.262	1:18.236	46.345	143.4	1:33:39.885								
31	2	2:55.807	51.409	1:17.690	46.708	143.4	1:36:35.692								
32	2	2:55.421	51.211	1:17.844	46.366	143.7	1:39:31.113								
33	2	2:55.169	51.062	1:17.837	46.270	143.9	1:42:26.282								
34	2	2:56.562	51.094	1:17.623	47.845	142.8	1:45:22.844								
35	2	2:54.872	51.114	1:17.436	46.322	144.2	1:48:17.716								
36	2	2:54.590	<span style="background-color: green;">50.389</span>	1:17.850	46.351	144.4	1:51:12.306								
37	2	2:54.706	50.854	1:17.513	46.339	144.3	1:54:07.012								
38	2	2:56.464	51.774	1:17.991	46.699	142.9	1:57:03.476								
39	2	2:55.085	50.874	1:17.955	46.256	144.0	1:59:58.561								
40	2	<span style="background-color: green;">2:53.968</span>	50.432	<span style="background-color: green;">1:17.289</span>	46.247	144.9	2:02:52.529								
41	2	2:55.366	50.607	1:18.273	46.486	143.8	2:05:47.895								
42	2	2:56.664	50.714	1:18.676	47.274	142.7	2:08:44.559								

**63** **Tip Top Rent** Porsche Cayman GT4  
 1. Arthur PETERS GTB  
 2. Benjamin DE COCK

**57** **QSR Racing** BMW 325i  
 1. Yana LOEMAN TB  
 2. Gilles PUELINGS  
 3. Lucas WIJNANT

1	1	4:06.937	56.962	1:53.929	1:16.046	100.3	4:06.937	22	2	3:57.351 <b>B</b>	2:00.977	1:13.704	42.670	106.2	1:01:25.841
2	1	3:26.803	1:05.808	1:29.603	51.392	121.9	7:33.740	23	2	2:41.470	45.392	1:13.410	42.668	156.2	1:04:07.311
3	1	3:01.164	52.957	1:20.712	47.495	139.2	10:34.904	24	2	2:41.126	45.227	1:13.144	42.755	156.5	1:06:48.437
4	1	3:00.641	52.988	1:20.320	47.333	139.6	13:35.545	25	2	2:42.071	44.946	1:13.939	43.186	155.6	1:09:30.508
5	1	3:00.600	52.311	1:20.483	47.806	139.6	16:36.145	26	2	2:41.410	45.317	1:13.520	42.573	156.2	1:12:11.918
6	1	3:00.852	52.096	1:21.386	47.370	139.4	19:36.997	27	2	2:43.000	46.306	1:13.840	42.854	154.7	1:14:54.918
7	1	3:01.396	53.240	1:20.572	47.584	139.0	22:38.393	28	2	2:42.284	45.148	1:14.459	42.677	155.4	1:17:37.202
8	1	3:21.056	55.133	1:28.686	57.237	125.4	25:59.449	29	2	2:42.008	45.314	1:13.380	43.314	155.6	1:20:19.210
9	2	42:19.694 <b>B</b>	...	1:23.768	49.013	9.9	1:08:19.143	30	2	2:42.102	45.185	1:13.550	43.367	155.5	1:23:01.312
10	2	3:04.751	54.496	1:21.690	48.565	136.5	1:11:23.894	31	2	2:43.676	45.366	1:15.122	43.188	154.0	1:25:44.988
11	2	3:00.247	52.993	1:20.068	47.186	139.9	1:14:24.141	32	2	2:43.627	45.486	1:14.806	43.335	154.1	1:28:28.615
12	2	2:59.216	52.575	1:19.660	46.981	140.7	1:17:23.357	33	2	3:54.683 <b>B</b>	1:55.105	1:15.997	43.581	107.4	1:32:23.298
13	2	2:58.833	52.125	1:19.593	47.115	141.0	1:20:22.190	34	2	2:44.312	46.394	1:14.549	43.369	153.5	1:35:07.610
14	2	2:59.163	52.443	1:19.369	47.351	140.7	1:23:21.353	35	2	2:44.550	45.863	1:14.786	43.901	153.2	1:37:52.160
15	2	2:59.276	52.465	1:19.675	47.136	140.6	1:26:20.629	36	2	2:44.295	45.655	1:14.977	43.663	153.5	1:40:36.455
16	2	2:59.139	52.118	1:20.232	<span style="background-color: green;">46.789</span>	140.8	1:29:19.768	37	2	2:45.412	46.187	1:15.140	44.085	152.4	1:43:21.867
								38	2	2:45.081	45.766	1:15.675	43.640	152.7	1:46:06.948
								39	2	2:44.313	45.332	1:15.084	43.897	153.5	1:48:51.261
								40	2	2:45.016	45.736	1:15.524	43.756	152.8	1:51:36.277
								41	2	2:45.158	45.819	1:15.114	44.225	152.7	1:54:21.435



# Belcar Endurance Championship

## SPA EURO RACE

### Race

## Sector Analysis

— Invalidated Lap    ■ Personal Best    ■ Session Best    B Crossing the pit lane

Lap	D	Time	Sector 1	Sector 2	Sector 3	Kph	Elapsed	Lap	D	Time	Sector 1	Sector 2	Sector 3	Kph	Elapsed
42	2	2:46.750	46.166	1:16.383	44.201	151.2	1:57:08.185	5	2	2:27.400	40.866	1:07.789	38.745	171.1	14:47.373
43	2	2:45.374	45.551	1:15.745	44.078	152.5	1:59:53.559	6	2	2:28.636	42.788	1:07.418	38.430	169.6	17:16.009
44	2	2:47.821	46.894	1:16.297	44.630	150.2	2:02:41.380	7	2	2:26.563	41.011	1:07.145	38.407	172.0	19:42.572
45	2	2:46.202	46.100	1:16.088	44.014	151.7	2:05:27.582	8	2	2:27.156	41.129	1:07.580	38.447	171.3	22:09.728
46	2	2:46.482	46.039	1:16.265	44.178	151.5	2:08:14.064	9	2	2:27.113	40.858	1:07.727	38.528	171.4	24:36.841

**70** **Simtag Racing** BMW E90 325 TB  
1. Jo LAMMENS  
2. Jo GEERAERTS

1	2	4:12.785	1:01.626	1:49.919	1:21.240	98.0	4:12.785
2	2	3:26.038	1:03.779	1:29.426	52.833	122.4	7:38.823
3	2	3:14.195	56.897	1:26.237	51.061	129.8	10:53.018
4	2	3:12.051	55.716	1:25.844	50.491	131.3	14:05.069
5	2	3:11.046	54.944	1:25.402	50.700	132.0	17:16.115
6	2	3:10.565	55.211	1:25.162	50.192	132.3	20:26.680
7	2	3:09.949	54.862	1:24.381	50.706	132.7	23:36.629
8	2	3:07.477	54.267	1:23.026	50.184	134.5	26:44.106
9	2	3:07.594	54.269	1:23.767	49.558	134.4	29:51.700
10	2	3:09.381	54.694	1:24.482	50.205	133.1	33:01.081
11	2	3:06.688	54.573	1:22.654	49.461	135.1	36:07.769
12	2	3:11.047	54.670	1:24.959	51.418	132.0	39:18.816
13	2	3:08.633	54.890	1:23.916	49.827	133.7	42:27.449
14	2	3:08.662	54.858	1:23.801	50.003	133.6	45:36.111
15	2	3:12.239	55.255	1:26.369	50.615	131.2	48:48.350
16	1	5:17.558 B	3:06.138	1:22.239	49.181	79.4	54:05.908
17	1	3:03.005	53.844	1:20.353	48.808	137.8	57:08.913
18	1	3:05.570	52.864	1:22.773	49.933	135.9	1:00:14.483
19	1	3:05.887	53.978	1:21.769	50.140	135.6	1:03:20.370
20	1	3:02.685	52.920	1:20.715	49.050	138.0	1:06:23.055
21	1	3:05.164	53.838	1:21.850	49.476	136.2	1:09:28.219
22	1	3:05.573	53.250	1:22.222	50.101	135.9	1:12:33.792
23	1	3:05.031	53.304	1:21.985	49.742	136.3	1:15:38.823
24	1	3:03.508	53.146	1:21.422	48.940	137.4	1:18:42.331
25	1	3:03.731	53.119	1:21.288	49.324	137.2	1:21:46.062
26	1	3:03.520	53.097	1:21.685	48.738	137.4	1:24:49.582
27	1	3:03.664	53.833	1:20.965	48.866	137.3	1:27:53.246
28	1	3:04.908	53.943	1:21.696	49.269	136.4	1:30:58.154
29	1	4:28.034 B	2:19.101	1:20.202	48.731	94.1	1:35:26.188
30	1	3:06.011	52.775	1:23.117	50.119	135.6	1:38:32.199
31	1	3:04.088	53.428	1:21.399	49.261	137.0	1:41:36.287
32	1	3:01.799	52.708	1:20.608	48.483	138.7	1:44:38.086
33	1	3:01.508	52.783	1:20.523	48.202	138.9	1:47:39.594
34	1	3:02.373	53.275	1:20.513	48.585	138.3	1:50:41.967
35	1	3:02.584	52.982	1:20.580	49.022	138.1	1:53:44.551
36	1	3:02.219	52.723	1:20.815	48.681	138.4	1:56:46.770
37	1	3:02.666	52.751	1:20.897	49.018	138.0	1:59:49.436
38	1	3:04.060	52.899	1:21.437	49.724	137.0	2:02:53.496
39	1	3:02.632	52.706	1:20.913	49.013	138.1	2:05:56.128
40	1	3:03.543	52.903	1:21.626	49.014	137.4	2:08:59.671


**78** **Belgium Racing** Porsche 991 GTA  
1. Michiel HAVERANS  
2. Marc GOOSSENS

1	2	3:50.698	43.470	1:34.601	1:32.627	107.4	3:50.698
2	2	3:34.059	1:09.582	1:33.260	51.217	117.8	7:24.757
3	2	2:28.399	41.765	1:08.281	38.353	169.9	9:53.156
4	2	2:26.817	40.963	1:07.508	38.346	171.7	12:19.973

10	2	2:26.570	41.051	1:07.190	38.329	172.0	27:03.411
11	2	2:28.143	40.992	1:08.504	38.647	170.2	29:31.554
12	2	2:26.885	41.217	1:07.207	38.461	171.7	31:58.439
13	2	2:26.928	41.180	1:07.270	38.478	171.6	34:25.367
14	2	2:27.616	41.386	1:07.584	38.646	170.8	36:52.983
15	2	2:31.902	41.223	1:11.747	38.932	166.0	39:24.885
16	2	2:30.136	41.606	1:09.360	39.170	167.9	41:55.021
17	2	2:28.794	41.212	1:08.246	39.336	169.5	44:23.815
18	2	2:28.664	41.626	1:08.040	38.998	169.6	46:52.479
19	2	2:28.299	41.421	1:07.862	39.016	170.0	49:20.778
20	2	2:29.786	41.691	1:08.234	39.861	168.3	51:50.564
21	1	3:53.402 B	2:03.931	1:10.586	38.885	108.0	55:43.966
22	1	2:28.653	41.897	1:08.376	38.380	169.6	58:12.619
23	1	4:19.730 B	2:32.818	1:08.189	38.723	97.1	1:02:32.349
24	1	2:31.199	42.105	1:10.656	38.438	166.8	1:05:03.548
25	1	2:27.303	41.268	1:07.468	38.567	171.2	1:07:30.851
26	1	2:27.392	41.110	1:07.845	38.437	171.1	1:09:58.243
27	1	2:30.182	41.545	1:08.297	40.340	167.9	1:12:28.425
28	1	2:28.241	40.929	1:08.971	38.341	170.1	1:14:56.666
29	1	2:27.160	41.124	1:07.839	38.197	171.3	1:17:23.826
30	1	2:27.389	40.976	1:07.775	38.638	171.1	1:19:51.215
31	1	2:29.134	42.246	1:08.250	38.638	169.1	1:22:20.349
32	1	2:28.573	41.240	1:08.626	38.707	169.7	1:24:48.922
33	1	2:28.426	40.975	1:08.364	39.087	169.9	1:27:17.348
34	1	2:30.278	40.931	1:10.399	38.948	167.8	1:29:47.626
35	1	2:30.559	41.266	1:10.189	39.104	167.5	1:32:18.185
36	1	2:28.239	41.181	1:08.321	38.737	170.1	1:34:46.424
37	1	3:39.025 B	1:50.152	1:08.750	40.123	115.1	1:38:25.449
38	1	2:30.478	41.108	1:09.935	39.435	167.6	1:40:55.927
39	1	2:32.743	41.151	1:08.495	43.097	165.1	1:43:28.670
40	1	2:31.959	41.578	1:09.891	40.490	165.9	1:46:00.629
41	1	2:29.370	41.396	1:08.979	38.995	168.8	1:48:29.999
42	1	2:28.981	41.008	1:08.844	39.129	169.2	1:50:58.980
43	1	2:30.196	41.817	1:08.982	39.397	167.9	1:53:29.176
44	1	2:28.925	41.238	1:08.615	39.072	169.3	1:55:58.101
45	1	2:30.498	42.224	1:09.218	39.056	167.5	1:58:28.599
46	1	2:30.421	41.887	1:09.117	39.417	167.6	2:00:59.020
47	1	2:30.572	41.939	1:09.166	39.467	167.5	2:03:29.592
48	1	2:30.637	41.375	1:09.525	39.737	167.4	2:06:00.229
49	1	2:32.526	43.086	1:10.155	39.285	165.3	2:08:32.755

**83** **VDW Motorsport** BMW E46 TB  
1. Ron VAN DE WATER  
2. Nico VANGHEEL

1	1	4:03.856	54.670	1:42.413	1:26.773	101.6	4:03.856
2	1	3:27.337	1:07.425	1:29.860	50.052	121.6	7:31.193
3	1	2:53.689	50.311	1:17.530	45.848	145.2	10:24.882
4	1	2:54.030	50.392	1:17.714	45.924	144.9	13:18.912
5	1	2:53.776	49.990	1:17.810	45.976	145.1	16:12.688
6	1	2:53.137	50.224	1:17.369	45.544	145.6	19:05.825
7	1	2:52.375	50.073	1:16.717	45.585	146.3	21:58.200
8	1	2:51.960	49.641	1:17.076	45.243	146.6	24:50.160



# Belcar Endurance Championship


## SPA EURO RACE

### Race

### Sector Analysis

— Invalidated Lap    ■ Personal Best    ■ Session Best    B Crossing the pit lane

Lap	D	Time	Sector 1	Sector 2	Sector 3	Kph	Elapsed	Lap	D	Time	Sector 1	Sector 2	Sector 3	Kph	Elapsed							
9	1	2:52.294	50.091	1:16.703	45.500	146.3	27:42.454	20	1	2:42.678	44.790	1:14.782	43.106	155.0	57:06.873							
10	1	2:52.432	49.521	1:16.923	45.988	146.2	30:34.886	21	1	2:42.005	44.807	1:14.657	42.541	155.6	59:48.878							
11	1	2:52.815	50.039	1:17.302	45.474	145.9	33:27.701	22	1	2:42.574	45.018	1:14.960	42.596	155.1	1:02:31.452							
12	1	2:53.444	49.687	1:18.163	45.594	145.4	36:21.145	23	1	2:44.874	44.809	1:15.900	44.165	152.9	1:05:16.326							
13	1	2:54.497	50.062	1:17.446	46.989	144.5	39:15.642	24	1	2:42.677	45.525	1:14.537	42.615	155.0	1:07:59.003							
14	1	2:52.388	50.105	1:16.945	45.338	146.3	42:08.030	25	1	2:42.480	44.975	1:15.053	42.452	155.2	1:10:41.483							
15	1	2:51.979	49.882	1:16.766	45.331	146.6	45:00.009	26	1	2:43.151	44.854	1:15.271	43.026	154.5	1:13:24.634							
16	1	2:52.747	50.034	1:16.995	45.718	146.0	47:52.756	27	1	2:42.933	44.621	1:14.642	43.670	154.8	1:16:07.567							
17	1	2:53.518	50.061	1:17.646	45.811	145.3	50:46.274	28	1	2:42.418	44.764	1:14.671	42.983	155.2	1:18:49.985							
18	1	2:53.237	50.023	1:16.936	46.278	145.5	53:39.511	29	1	2:41.970	44.602	1:14.465	42.903	155.7	1:21:31.955							
19	1	2:53.476	49.942	1:17.663	45.871	145.3	56:32.987	30	1	2:43.439	44.991	1:15.718	42.730	154.3	1:24:15.394							
20	1	2:53.327	50.276	1:17.573	45.478	145.5	59:26.314	31	1	2:43.179	44.878	1:15.668	42.633	154.5	1:26:58.573							
21	1	2:53.164	49.718	1:17.431	46.015	145.6	1:02:19.478	32	1	2:43.222	44.874	1:15.341	43.007	154.5	1:29:41.795							
22	1	2:55.495	50.047	1:18.612	46.836	143.7	1:05:14.973	33	1	2:43.128	44.700	1:15.374	43.054	154.6	1:32:24.923							
23	1	2:55.342	50.368	1:18.443	46.531	143.8	1:08:10.315	34	1	2:43.675	45.122	1:15.943	42.610	154.1	1:35:08.598							
24	2	4:31.858 B	2:24.923	1:20.544	46.391	92.7	1:12:42.173	35	2	4:36.532 B	2:34.924	1:17.504	44.104	91.2	1:39:45.130							
25	2	2:55.337	50.928	1:18.460	45.949	143.8	1:15:37.510	36	2	2:48.345	46.170	1:17.743	44.432	149.8	1:42:33.475							
26	2	2:54.787	51.086	1:17.601	46.100	144.3	1:18:32.297	37	2	2:48.243	45.921	1:17.339	44.983	149.9	1:45:21.718							
27	2	2:55.255	51.181	1:18.052	46.022	143.9	1:21:27.552	38	2	2:48.070	46.452	1:18.211	43.407	150.0	1:48:09.788							
28	2	2:54.683	50.393	1:17.882	46.408	144.3	1:24:22.235	39	2	2:47.461	45.698	1:17.357	44.406	150.6	1:50:57.249							
29	2	2:55.219	51.995	1:17.278	45.946	143.9	1:27:17.454	40	2	2:47.409	45.719	1:17.113	44.577	150.6	1:53:44.658							
30	2	2:54.424	50.642	1:17.773	46.009	144.6	1:30:11.878	41	2	2:48.077	45.745	1:18.205	44.127	150.0	1:56:32.735							
31	2	2:53.707	50.250	1:17.648	45.809	145.2	1:33:05.585	42	2	2:47.540	45.647	1:17.593	44.300	150.5	1:59:20.275							
32	2	2:58.151	52.403	1:18.189	47.559	141.5	1:36:03.736	43	2	2:49.200	45.956	1:18.302	44.942	149.0	2:02:09.475							
33	2	4:12.839 B	2:06.009	1:18.898	47.932	99.7	1:40:16.575	44	2	2:48.122	45.441	1:18.619	44.062	150.0	2:04:57.597							
34	2	2:55.384	50.935	1:18.140	46.309	143.8	1:43:11.959	45	2	2:48.757	45.871	1:18.203	44.683	149.4	2:07:46.354							
35	2	2:54.846	50.474	1:17.437	46.935	144.2	1:46:06.805	<div style="border: 1px solid black; padding: 5px;"> <b>97</b> Belgium Racing                      1. Koen WAUTERS                      2. Kris WAUTERS                      Porsche 992                      GTA                 </div>														
36	2	2:57.779	50.901	1:19.650	47.228	141.8	1:49:04.584															
37	2	2:56.378	50.963	1:18.915	46.500	143.0	1:52:00.962															
38	2	2:57.194	50.949	1:18.291	47.954	142.3	1:54:58.156															
39	2	3:03.244	53.189	1:22.542	47.513	137.6	1:58:01.400															
40	2	2:55.890	50.937	1:18.611	46.342	143.4	2:00:57.290															
41	2	2:59.732	51.554	1:20.241	47.937	140.3	2:03:57.022															
42	2	3:02.639	51.260	1:21.934	49.445	138.1	2:06:59.661															
<div style="border: 1px solid black; padding: 5px;"> <b>88</b> TCL Motorsport                      1. Gary TERCLAVERS                      2. Kenny TERCLAVERS                      3. Lars ZAENEN                      BMW M2 CS                      TA                 </div>															1	1	3:49.765	43.222	1:33.952	1:32.591	107.8	3:49.765
															2	1	3:34.564	1:09.404	1:33.555	51.605	117.5	7:24.329
															3	1	2:28.279	42.082	1:07.936	38.261	170.0	9:52.608
															4	1	2:26.844	41.204	1:07.399	38.241	171.7	12:19.452
															5	1	2:27.331	41.144	1:07.669	38.518	171.1	14:46.783
								6	1	2:27.892	41.518	1:07.162	39.212	170.5	17:14.675							
								7	1	2:26.871	41.045	1:07.347	38.479	171.7	19:41.546							
								8	1	2:27.416	41.341	1:07.850	38.225	171.0	22:08.962							
								9	1	2:27.082	41.044	1:07.619	38.419	171.4	24:36.044							
								10	1	2:26.180	41.078	1:07.050	38.052	172.5	27:02.224							
								11	1	2:27.016	40.971	1:07.910	38.135	171.5	29:29.240							
								12	1	2:26.589	40.910	1:07.329	38.350	172.0	31:55.829							
								13	1	2:26.924	41.124	1:07.417	38.383	171.6	34:22.753							
14	1	2:27.365	41.346	1:07.540	38.479	171.1	36:50.118															
15	1	2:27.853	41.512	1:07.944	38.397	170.5	39:17.971															
16	1	2:28.433	41.341	1:07.840	39.252	169.9	41:46.404															
17	1	2:29.329	41.670	1:08.939	38.720	168.8	44:15.733															
18	1	2:26.900	41.147	1:07.339	38.414	171.6	46:42.633															
19	1	2:27.455	41.040	1:07.711	38.704	171.0	49:10.088															
20	1	2:27.482	41.082	1:07.950	38.450	171.0	51:37.570															
21	1	2:27.416	41.303	1:07.453	38.660	171.0	54:04.986															
22	1	2:27.887	40.954	1:08.424	38.509	170.5	56:32.873															
23	1	3:34.839 B	1:47.067	1:09.028	38.744	117.4	1:00:07.712															
24	1	2:28.724	41.411	1:08.635	38.678	169.5	1:02:36.436															
25	1	2:29.759	41.223	1:09.599	38.937	168.4	1:05:06.195															
26	1	2:28.226	41.395	1:07.880	38.951	170.1	1:07:34.421															
27	1	2:28.617	41.379	1:08.395	38.843	169.7	1:10:03.038															



# Belcar Endurance Championship

## SPA EURO RACE

### Race

## Sector Analysis

— Invalidated Lap   ■ Personal Best   ■ Session Best   ■ Crossing the pit lane

Lap	D	Time	Sector 1	Sector 2	Sector 3	Kph	Elapsed	Lap	D	Time	Sector 1	Sector 2	Sector 3	Kph	Elapsed
28	1	2:29.874	41.234	1:09.513	39.127	168.2	1:12:32.912	31	1	2:27.905	41.334	1:07.555	39.016	170.5	1:19:55.111
29	1	2:29.141	41.440	1:08.493	39.208	169.1	1:15:02.053	32	1	2:27.895	40.850	1:07.964	39.081	170.5	1:22:23.006
30	1	2:28.539	41.303	1:08.157	39.079	169.7	1:17:30.592	33	1	2:28.514	40.815	1:08.269	39.430	169.8	1:24:51.520
31	1	2:28.928	41.449	1:08.603	38.876	169.3	1:19:59.520	34	1	2:27.439	41.147	1:07.203	39.089	171.0	1:27:18.959
32	1	2:30.808	41.380	1:09.258	40.170	167.2	1:22:30.328	35	1	2:28.317	40.966	1:07.876	39.475	170.0	1:29:47.276
33	1	2:29.170	41.231	1:08.691	39.248	169.0	1:24:59.498	36	1	3:36.533 B	1:50.088	1:08.205	38.240	116.4	1:33:23.809
34	2	4:11.911 B	2:20.319	1:11.882	39.710	100.1	1:29:11.409	37	1	2:24.427	40.441	1:05.927	38.059	174.6	1:35:48.236
35	2	2:28.552	41.955	1:08.046	38.551	169.7	1:31:39.961	38	1	2:27.947	40.476	1:06.960	40.511	170.4	1:38:16.183
36	2	2:28.258	41.341	1:08.070	38.847	170.1	1:34:08.219	39	1	2:25.245	40.553	1:06.439	38.253	173.6	1:40:41.428
37	2	2:27.253	41.347	1:06.871	39.035	171.2	1:36:35.472	40	1	2:24.565	40.391	1:06.320	37.854	174.4	1:43:05.993
38	2	2:27.540	41.250	1:07.523	38.767	170.9	1:39:03.012	41	1	2:24.021	40.366	1:05.933	37.722	175.1	1:45:30.014
39	2	2:26.937	41.275	1:07.252	38.410	171.6	1:41:29.949	42	1	2:26.329	40.715	1:07.343	38.271	172.3	1:47:56.343
40	2	2:29.934	41.240	1:07.383	41.311	168.2	1:43:59.883	43	1	2:25.684	40.493	1:06.648	38.543	173.1	1:50:22.027
41	2	2:27.571	41.133	1:07.900	38.538	170.9	1:46:27.454	44	1	2:27.922	40.668	1:07.594	39.660	170.5	1:52:49.949
42	2	2:28.309	41.378	1:07.640	39.291	170.0	1:48:55.763	45	2	3:34.832 B	1:45.421	1:10.529	38.882	117.4	1:56:24.781
43	2	2:27.596	41.139	1:07.707	38.750	170.8	1:51:23.359	46	2	2:27.024	41.593	1:07.160	38.271	171.5	1:58:51.805
44	2	2:27.989	40.936	1:08.532	38.521	170.4	1:53:51.348	47	2	2:27.471	41.199	1:07.941	38.331	171.0	2:01:19.276
45	2	2:29.258	42.577	1:07.613	39.068	168.9	1:56:20.606	48	2	2:26.491	40.917	1:07.286	38.288	172.1	2:03:45.767
46	2	2:27.686	40.928	1:07.987	38.771	170.7	1:58:48.292	49	2	2:26.942	40.990	1:07.319	38.633	171.6	2:06:12.709
47	2	2:28.578	41.270	1:08.660	38.648	169.7	2:01:16.870	50	2	2:29.100	40.660	1:07.809	40.631	169.1	2:08:41.809
48	2	2:27.478	40.965	1:07.746	38.767	171.0	2:03:44.348								
49	2	2:27.610	41.041	1:07.674	38.895	170.8	2:06:11.958								
50	2	2:29.069	40.847	1:08.079	40.143	169.1	2:08:41.027								


**99** **Belgium Racing** Porsche 992  
 1. Dylan DERDAELE GTA  
 2. Michael COOL

1	2	3:48.679	42.944	1:33.692	1:32.043	108.3	3:48.679
2	2	3:35.055	1:08.438	1:34.756	51.861	117.2	7:23.734
3	2	2:28.018	41.769	1:08.048	38.201	170.3	9:51.752
4	2	2:26.233	41.019	1:06.937	38.277	172.4	12:17.985
5	2	2:26.945	40.921	1:06.942	39.082	171.6	14:44.930
6	2	2:26.938	41.215	1:06.923	38.800	171.6	17:11.868
7	2	2:26.468	41.070	1:07.025	38.373	172.1	19:38.336
8	2	2:27.123	40.972	1:07.763	38.388	171.4	22:05.459
9	2	2:27.358	41.033	1:07.882	38.443	171.1	24:32.817
10	2	2:27.402	41.430	1:07.456	38.516	171.1	27:00.219
11	2	2:26.556	41.071	1:07.197	38.288	172.0	29:26.775
12	2	2:26.381	40.837	1:07.224	38.320	172.3	31:53.156
13	2	2:26.403	41.127	1:07.039	38.237	172.2	34:19.559
14	2	2:26.648	40.846	1:07.050	38.752	171.9	36:46.207
15	2	2:27.589	40.997	1:07.473	39.119	170.8	39:13.796
16	2	2:28.040	41.212	1:07.900	38.928	170.3	41:41.836
17	2	2:29.047	42.148	1:08.367	38.532	169.2	44:10.883
18	2	2:26.830	40.999	1:07.181	38.650	171.7	46:37.713
19	2	2:27.564	41.162	1:08.001	38.401	170.9	49:05.277
20	2	2:27.998	41.052	1:07.974	38.972	170.4	51:33.275
21	2	2:26.968	41.145	1:07.163	38.660	171.6	54:00.243
22	2	2:29.556	40.848	1:08.685	40.023	168.6	56:29.799
23	2	2:28.237	41.305	1:07.937	38.995	170.1	58:58.036
24	1	3:41.340 B	1:53.891	1:08.367	39.082	113.9	1:02:39.376
25	1	2:28.890	40.815	1:08.798	39.277	169.3	1:05:08.266
26	1	2:27.352	41.106	1:07.345	38.901	171.1	1:07:35.618
27	1	2:28.087	40.786	1:08.009	39.292	170.3	1:10:03.705
28	1	2:27.569	40.501	1:08.037	39.031	170.9	1:12:31.274
29	1	2:28.038	41.073	1:07.963	39.002	170.3	1:14:59.312
30	1	2:27.894	41.098	1:08.035	38.761	170.5	1:17:27.206

**470** **Stevens Motorsport** BMW M2 CS Racing  
 1. Xavier STEVENS TA  
 2. Jochen STEVENS

1	1	4:28.790	1:11.886	1:42.034	1:34.870	92.2	4:28.790
2	1	11:14.891 B	9:12.039	1:17.668	45.184	37.4	15:43.681
3	1	4:37.154 B	2:36.484	1:16.690	43.980	91.0	20:20.835
4	1	3:11.729 B	1:12.679	1:15.435	43.615	131.5	23:32.564
5	1	2:46.798	47.440	1:15.732	43.626	151.2	26:19.362
6	1	4:29.500 B	2:30.190	1:15.132	44.178	93.6	30:48.862
7	1	2:46.026	47.661	1:15.254	43.111	151.9	33:34.888
8	1	2:44.130	45.946	1:15.403	42.781	153.6	36:19.018
9	1	2:45.001	45.792	1:15.456	43.753	152.8	39:04.019
10	1	2:44.615	46.054	1:15.063	43.498	153.2	41:48.634
11	1	2:43.730	45.885	1:14.908	42.937	154.0	44:32.364
12	1	2:42.570	45.729	1:14.297	42.544	155.1	47:14.934
13	1	2:42.655	45.486	1:14.573	42.596	155.0	49:57.589
14	1	2:42.839	45.248	1:14.884	42.707	154.8	52:40.428
15	1	2:43.771	46.252	1:14.851	42.668	154.0	55:24.199
16	1	2:43.927	46.006	1:15.120	42.801	153.8	58:08.126
17	1	2:45.030	46.087	1:15.059	43.884	152.8	1:00:53.156
18	1	2:42.634	45.678	1:14.515	42.441	155.0	1:03:35.790
19	1	2:44.849	45.695	1:15.027	44.127	153.0	1:06:20.639
20	2	4:42.551 B	2:42.838	1:16.535	43.178	89.2	1:11:03.190
21	2	2:44.030	46.787	1:14.938	42.305	153.7	1:13:47.220
22	2	2:44.104	46.044	1:15.138	42.922	153.6	1:16:31.324
23	2	2:42.575	45.835	1:14.508	42.232	155.1	1:19:13.899
24	2	2:43.580	45.858	1:15.406	42.316	154.1	1:21:57.479
25	2	2:44.137	45.988	1:15.357	42.792	153.6	1:24:41.616
26	2	2:43.872	46.188	1:15.258	42.426	153.9	1:27:25.488
27	2	2:43.403	45.978	1:14.798	42.627	154.3	1:30:08.891
28	2	2:41.759	45.672	1:13.959	42.128	155.9	1:32:50.650
29	2	2:42.013	45.435	1:14.541	42.037	155.6	1:35:32.663
30	2	2:43.603	45.602	1:15.142	42.859	154.1	1:38:16.266
31	2	2:43.681	46.293	1:15.031	42.357	154.0	1:40:59.947
32	2	2:42.878	45.591	1:14.866	42.421	154.8	1:43:42.825
33	2	2:44.289	45.594	1:15.434	43.261	153.5	1:46:27.114





# Belcar Endurance Championship

## SPA EURO RACE

### Race

### Sector Analysis

— Invalidated Lap    ■ Personal Best    ■ Session Best    **B** Crossing the pit lane

Lap	D	Time	Sector 1	Sector 2	Sector 3	Kph	Elapsed	Lap	D	Time	Sector 1	Sector 2	Sector 3	Kph	Elapsed
34	2	2:44.763	46.994	1:15.323	42.446	153.0	1:49:11.877								
35	2	2:43.280	45.743	1:14.663	42.874	154.4	1:51:55.157								
36	2	2:43.812	46.336	1:14.806	42.670	153.9	1:54:38.969								
37	2	2:43.912	45.902	1:15.289	42.721	153.8	1:57:22.881								
38	2	2:45.663	45.642	1:16.033	43.988	152.2	2:00:08.544								
39	2	2:44.370	45.666	1:15.270	43.434	153.4	2:02:52.914								
40	2	3:24.112	45.697	1:39.426	58.989	123.5	2:06:17.026								