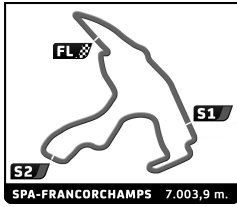




LOTUS CUP EUROPE



Lotus Cup Europe SPA EURO RACE Qualifying

Sector Analysis

— Invalidated Lap

■ Personal Best

■ Session Best

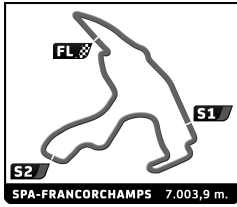
■ Crossing the pit lane

Lap	Time	Sector 1	Sector 2	Sector 3	T.Spd	Elapsed	Lap	Time	Sector 1	Sector 2	Sector 3	T.Spd	Elapsed
1	Bence BALOGH GFS Racing Team Evora GT4												
1	3:12.004	1:04.591	1:22.665	44.748	214.7	3:12.004	6	2:46.368	47.747	1:14.716	43.905	220.0	18:04.190
2	2:36.038	43.593	1:11.961	40.484	240.0	5:48.042	7	2:51.819	48.307	1:15.840	47.672	213.9	20:56.009
3	2:34.267	43.182	1:11.091	39.994	242.7	8:22.309	8	3:01.332B	48.072	1:15.036	58.224	220.4	23:57.341
4	2:33.915	43.006	1:10.673	40.236	240.5	10:56.224							
5	3:03.745B	45.631	1:20.216	57.898	202.6	13:59.969							
6	4:24.047	2:29.259	1:13.354	41.434	225.5	18:24.016							
7	2:35.315	43.780	1:11.135	40.400	235.8	20:59.331							
8	2:38.014	43.630	1:14.245	40.139	239.5	23:37.345							
9	<u>2:40.300</u>	43.188	1:16.452	40.660	215.6	26:17.645							
10	2:34.595	43.259	1:10.694	40.642	240.5	28:52.240							
11	2:34.964	43.152	1:10.551	41.261	241.1	31:27.204							
6	Alexandre VALENSI Asphalte Exige V6 Cup R												
1	3:15.340	1:06.500	1:23.206	45.634	182.4	3:15.340							
2	2:41.775	45.570	1:13.745	42.460	238.4	5:57.115							
3	2:40.270	44.830	1:13.864	41.576	242.2	8:37.385							
4	2:50.590B	45.708	1:14.006	50.876	232.8	11:27.975							
5	3:49.020	1:44.584	1:19.670	44.766	177.0	15:16.995							
6	2:40.030	44.499	1:13.749	41.782	240.0	17:57.025							
7	2:38.999	44.745	1:13.346	40.908	237.9	20:36.024							
8	2:38.879	44.407	1:13.131	41.341	242.7	23:14.903							
9	2:49.620	44.296	1:13.878	51.446	240.0	26:04.523							
10	2:57.295B	44.622	1:18.127	54.546	237.4	29:01.818							
7	David MCINULTY AbleCare / ES Motorsport Elise Cup ESR												
1	10:08.442	8:01.273	1:19.572	47.597	203.0	10:08.442							
2	2:57.420	50.350	1:18.477	48.593	187.2	13:05.862							
3	3:12.416B	49.879	1:16.863	1:05.674	209.7	16:18.278							
4	5:15.935	3:12.955	1:17.018	45.962	204.2	21:34.213							
5	2:53.813	48.782	1:17.157	47.874	210.1	24:28.026							
6	<u>2:56.101</u>	54.935	1:16.584	44.582	208.1	27:24.127							
7	2:53.034	48.472	1:16.998	47.564	211.4	30:17.161							
11	Jason MCINULTY Ablecare/AdMark/ES Motorsport Elise Cup R												
1	5:57.958	3:50.022	1:19.874	48.062	202.2	5:57.958							
2	2:53.811	49.793	1:17.675	46.343	208.5	8:51.769							
3	2:52.444	49.726			209.7	11:44.213							
4	2:53.562	50.484			204.5	14:37.775							
5	3:05.832B	50.316			206.5	17:43.607							
6	5:03.436	2:57.202			210.1	22:47.043							
7	2:52.585	50.164			206.9	25:39.628							
8	2:52.005	49.872			205.7	28:31.633							
9	2:52.411	50.256			205.3	31:24.044							
14	Nathalie GENOUD-PRACHEX JPN by Asphalte 2-Eleven GT4												
1	3:16.072	1:15.531	1:16.052	44.489	214.3	3:16.072							
2	2:47.627	48.476	1:15.265	43.886	220.4	6:03.699							
3	2:47.920	48.003	1:14.862	45.055	218.2	8:51.619							
4	3:00.852B	48.364	1:16.041	56.447	216.9	11:52.471							
5	3:25.351	1:26.418	1:14.694	44.239	219.1	15:17.822							
17	Thierry VERHIEST Racing Team Lotus Verhiest Exige V6 Cup R												
1	2:52.195	54.881	1:15.693	41.621	188.2	2:52.195							
2	2:40.277	44.665	1:13.676	41.936	233.3	5:32.472							
3	2:41.040	45.006	1:14.273	41.761	235.8	8:13.512							
4	2:41.157	45.117	1:13.815	42.225	235.3	10:54.669							
5	2:44.421	44.919	1:16.975	42.527	236.3	13:39.090							
6	2:40.517	44.411	1:13.427	42.679	237.4	16:19.607							
7	2:40.248	44.899	1:13.389	41.960	237.9	18:59.855							
8	2:40.498	44.638	1:13.768	42.092	236.3	21:40.353							
9	2:40.197	44.343	1:13.217	42.637	236.3	24:20.550							
10	2:40.407	44.536	1:13.634	42.237	237.9	27:00.957							
11	2:39.311	44.478	1:12.992	41.841	238.4	29:40.268							
12	2:40.737	44.422	1:14.556	41.759	240.5	32:21.005							
20	Dave CARR ES Motorsport Elise S3												
1	6:44.324	4:24.697	1:27.585	52.042	148.4	6:44.324							
2	2:57.586	51.293	1:19.532	46.761	208.5	9:41.910							
3	6:27.400B	1:10.825	2:48.530	2:28.045	66.8	16:09.310							
4	7:25.523	5:13.017	1:22.913	49.593	183.7	23:34.833							
5	2:57.556	50.773	1:19.481	47.302	210.9	26:32.389							
6	2:57.696	50.661	1:20.296	46.739	212.6	29:30.085							
7	2:56.581	50.511	1:19.273	46.797	213.0	32:26.666							
21	Daniel PALMA Skina Equestrian/GFS Racing Team Exige V6 Cup R												
1	3:12.821	1:07.058	1:21.079	44.684	197.4	3:12.821							
2	<u>2:40.070</u>	45.099	1:13.154	41.817	240.5	5:52.891							
3	2:39.697	44.439	1:13.921	41.337	241.1	8:32.588							
4	2:39.474	44.217	1:13.536	41.721	241.1	11:12.062							
5	3:10.536B	44.581	1:13.711	1:12.244	239.5	14:22.598							
6	4:03.880	2:08.357	1:13.136	42.387	228.8	18:26.478							
7	<u>2:39.592</u>	44.669	1:13.127	41.796	240.5	21:06.070							
8	2:38.962	44.720	1:13.169	41.073	240.5	23:45.032							
9	3:02.839B	45.314	1:15.739	1:01.786	238.9	26:47.871							
33	Bailey EDWARDS Komfort Racing Elise Cup R												
1	4:08.316	1:55.278	1:24.547	48.491	194.2	4:08.316							
2	3:06.906	54.619	1:22.433	49.854	201.9	7:15.222							
3	2:59.462	51.059	1:20.180	48.223	211.4	10:14.684							
4	3:04.597	50.636	1:24.452	49.509	210.9	13:19.281							
5	3:19.721	58.635	1:33.760	47.326	144.6	16:39.002							
6	2:57.214	50.400	1:20.202	46.612	209.7	19:36.216							
7	2:57.189	50.349	1:20.089	46.751	208.9	22:33.405							
8	3:15.891B	50.355	1:24.301	1:01.235	195.7	25:49.296							
9	3:41.475	1:24.227	1:29.970	47.278	158.1	29:30.771							
10	2:59.509	50.453	1:21.860	47.196	214.3	32:30.280							
37	Mark YATES Active Transport Ltd Elise Cup R												
1	7:14.448	5:05.439	1:21.925	47.084	187.2	7:14.448							





LOTUS CUP EUROPE



Lotus Cup Europe SPA EURO RACE Qualifying

Sector Analysis

— Invalidated Lap

■ Personal Best

■ Session Best

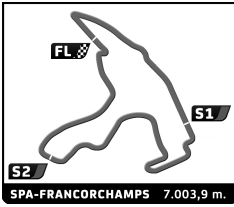
■ Crossing the pit lane

Lap	Time	Sector 1	Sector 2	Sector 3	T.Spd	Elapsed	Lap	Time	Sector 1	Sector 2	Sector 3	T.Spd	Elapsed	
2	2:54.988	50.368	1:18.762	45.858	214.7	10:09.436	10	2:41.990	44.979	1:14.652	42.359	239.5	30:49.589	
3	2:57.955	50.466	1:20.684	46.805	208.9	13:07.391	76 Ronald ANDRACZEK						226.9	3:13.294
4	2:55.059	49.923	1:18.676	46.460	215.1	16:02.450	ultimate-lightweight.com						224.1	5:56.079
5	2:54.758	50.038	1:18.714	46.006	214.7	18:57.208	Exige V6 Cup R						242.2	8:55.720
6	3:07.915B	50.604	1:18.781	58.530	212.2	22:05.123	1	3:13.294	1:05.592	1:22.328	45.374	226.9	3:13.294	
7	5:13.802B	2:56.907	1:19.420	57.475	208.1	27:18.925	2	2:42.785	45.159	1:14.909	42.717	224.1	5:56.079	
52 Paul MARÉCHAL							3	2:59.641B	44.920	1:14.371	1:00.350	242.2	8:55.720	
Racing Team Lotus Verhies							4	3:36.123	1:38.470	1:15.186	42.467	238.9	12:31.843	
Exige V6 Cup R							5	2:42.644	44.643	1:14.439	43.562	241.6	15:14.487	
1	2:49.583	54.058	1:14.305	41.220	193.5	2:49.583	6	2:55.794B	44.722	1:14.485	56.587	242.2	18:10.281	
2	2:36.632	43.729	1:12.333	40.570	246.0	5:26.215	7	3:04.415	1:02.577	1:19.256	42.582	226.9	21:14.696	
3	2:37.318	45.053	1:11.620	40.645	244.3	8:03.533	8	2:41.885	44.840	1:14.546	42.499	241.1	23:56.581	
4	2:36.307	43.578	1:11.846	40.883	245.5	10:39.840	9	2:41.174	44.799	1:14.591	41.784	242.7	26:37.755	
5	2:46.428B	43.832	1:13.119	49.477	245.5	13:26.268	10	3:05.953B	45.781	1:17.789	1:02.383	204.2	29:43.708	
6	3:56.711	2:00.821	1:12.999	42.891	245.5	17:22.979	79 Jean-Pierre GENOUD-PRACHEX						204.2	29:43.708
7	2:38.826	43.816	1:13.727	41.283	241.6	20:01.805	JPN by Asphalte						204.2	29:43.708
8	2:38.530	43.848	1:13.035	41.647	246.6	22:40.335	2-Eleven GT4						204.2	29:43.708
9	2:39.033	43.787	1:12.968	42.278	248.3	25:19.368	1	3:00.579	1:00.098	1:16.939	43.542	218.2	3:00.579	
10	2:39.493	43.883	1:13.138	42.472	245.5	27:58.861	2	2:42.995	46.402	1:13.497	43.096	225.5	5:43.574	
11	2:38.553	43.770	1:12.791	41.992	244.9	30:37.414	3	2:42.955	46.058	1:13.957	42.940	224.1	8:26.529	
55 Rainer BÖRGENS							4	2:56.813B	46.344	1:14.879	55.590	222.2	11:23.342	
KomoTec							5	4:37.530	2:36.277	1:13.948	47.305	225.5	16:00.872	
Exige V6 Cup R							6	2:49.621	46.613	1:17.503	45.505	222.7	18:50.493	
1	3:04.700	1:02.630	1:16.488	45.582	215.1	3:04.700	7	2:42.022	45.951	1:13.141	42.930	223.6	21:32.515	
2	2:39.467	44.597	1:12.122	42.748	238.4	5:44.167	8	2:50.396	46.447	1:15.987	47.962	222.2	24:22.911	
3	2:59.513B	51.921	1:15.753	51.839	196.4	8:43.680	9	2:50.380	49.553	1:16.589	44.238	207.3	27:13.291	
4	3:43.331	1:48.823	1:12.565	41.943	231.8	12:27.011	10	2:43.040	46.378	1:13.403	43.259	224.1	29:56.331	
5	2:39.590	45.042	1:12.592	41.956	234.8	15:06.601	11	2:43.908	46.378	1:13.527	44.003	223.1	32:40.239	
6	2:39.183	44.819	1:12.736	41.628	237.9	17:45.784	81 Tamás VIZIN						223.1	32:40.239
7	2:39.915	44.764	1:13.177	41.974	236.3	20:25.699	BV Motorsport / KomoTec						223.1	32:40.239
8	2:39.337	44.564	1:12.930	41.843	240.0	23:05.036	Exige V6 Cup R						223.1	32:40.239
9	3:00.938	44.471	1:32.818	43.649	238.9	26:05.974	1	2:48.680	53.551	1:13.538	41.591	191.2	2:48.680	
10	2:39.832	44.652	1:13.229	41.951	236.8	28:45.806	2	2:33.801	43.135	1:10.355	40.311	242.7	5:22.481	
11	2:46.140	46.590	1:13.716	45.834	234.8	31:31.946	3	2:33.778	43.246	1:10.632	39.900	246.6	7:56.259	
58 Kai Leymann							4	2:33.939	42.923	1:10.787	40.229	246.0	10:30.198	
KomoTec							5	3:17.983B	50.867	1:27.433	59.683	178.2	13:48.181	
Elise Cup R							6	5:21.142	3:27.751	1:12.640	40.751	200.4	19:09.323	
1	3:44.091	1:24.312	1:28.755	51.024	182.7	3:44.091	7	2:52.372	43.539	1:16.216	52.617	241.1	22:01.695	
2	3:15.163	56.889	1:27.923	50.351	192.2	6:59.254	8	3:19.083	53.052	1:28.599	57.432	163.6	25:20.778	
3	3:08.765	53.958	1:25.351	49.456	200.0	10:08.019	9	3:19.740B	53.778	1:23.605	1:02.357	170.1	28:40.518	
4	3:10.596	54.320	1:26.656	49.620	197.8	13:18.615	85 Toby Goodman						170.1	28:40.518
5	3:09.317	53.256	1:24.874	51.187	200.4	16:27.932	Motorsport UK Academy						170.1	28:40.518
6	3:06.332	53.261	1:23.993	49.078	199.6	19:34.264	Elise S2						170.1	28:40.518
7	3:09.177	53.828	1:24.983	50.366	203.8	22:43.441	1	3:52.945	1:47.703	1:18.558	46.684	187.8	3:52.945	
8	3:41.862B	55.776	1:37.048	1:09.038	170.3	26:25.303	2	2:59.684	52.536	1:17.703	49.445	188.8	6:52.629	
59 Robin NILSSON							3	2:52.631	51.251	1:15.524	45.856	196.7	9:45.260	
NIBOR Sports / GFS Racing Team							4	2:56.935	52.571	1:17.314	47.050	193.2	12:42.195	
Exige V6 Cup R							5	2:51.937	50.682	1:15.173	46.082	197.1	15:34.132	
1	3:41.006	1:40.959	1:15.825	44.222	196.4	3:41.006	6	3:00.274B	50.883	1:15.591	53.800	196.0	18:34.406	
2	2:43.244	46.759	1:14.170	42.315	231.8	6:24.250	7	4:43.516B	2:33.497	1:17.605	52.414	192.5	23:17.922	
3	2:42.526	44.491	1:14.726	43.309	233.8	9:06.776	8	3:13.054B	1:03.705			179.7	26:30.976	
4	3:08.038B	51.303	1:18.347	58.388	187.2	12:14.814	113 György BALOGH						179.7	26:30.976
5	5:05.588	3:05.866	1:15.844	43.878	232.8	17:20.402	GFS Racing Team						179.7	26:30.976
6	2:42.539	45.212	1:14.350	42.977	237.4	20:02.941	Evora GT4						179.7	26:30.976
7	2:42.078	44.977	1:13.982	43.119	230.3	22:45.019	1	3:14.780	1:11.917	1:18.773	44.090	227.4	3:14.780	
8	2:41.312	45.121	1:14.374	41.817	236.3	25:26.331	2	4:13.054	1:57.481	1:26.367	49.206	170.9	7:27.834	
9	2:41.268	44.511	1:14.652	42.105	235.8	28:07.599	3	2:45.126	45.551	1:15.974	43.601	234.3	10:12.960	





LOTUS CUP EUROPE



Lotus Cup Europe SPA EURO RACE Qualifying

Sector Analysis

— Invalidated Lap ■ Personal Best ■ Session Best B Crossing the pit lane

Lap	Time	Sector 1	Sector 2	Sector 3	T.Spd	Elapsed	Lap	Time	Sector 1	Sector 2	Sector 3	T.Spd	Elapsed
4	2:49.741	48.114	1:17.500	44.127	198.9	13:02.701							
5	2:44.697	45.694	1:15.001	44.002	234.3	15:47.398							
6	2:43.515	45.433	1:14.936	43.146	235.8	18:30.913							
7	2:42.552	45.076	1:14.731	42.745	233.8	21:13.465							
8	2:41.737	45.115	1:13.870	42.752	235.3	23:55.202							
9	2:41.716	44.963	1:14.037	42.716	235.8	26:36.918							
10	3:06.094	52.805	1:30.818	42.471	179.4	29:43.012							
11	2:42.176	44.609	1:13.799	43.768	236.3	32:25.188							

