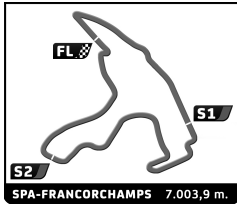




LOTUS CUP EUROPE



Lotus Cup Europe SPA EURO RACE Race

Sector Analysis

— Invalidated Lap

■ Personal Best

■ Session Best

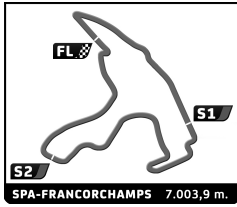
■ Crossing the pit lane

Lap	Time	Sector 1	Sector 2	Sector 3	T.Spd	Elapsed	Lap	Time	Sector 1	Sector 2	Sector 3	T.Spd	Elapsed	
1	Bence BALOGH GFS Racing Team Evora GT4						17	2:53.458	50.144				204.5	52:14.974
1	2:37.373	45.164	1:11.554	40.655		2:37.373	14	2:51.988	51.641	1:16.297	44.050		2:51.988	
2	2:35.353	43.422	1:11.160	40.771	239.5	5:12.726	2	2:49.402	48.202	1:16.259	44.941	217.7	5:41.390	
3	2:36.268	43.326	1:11.700	41.242	242.2	7:48.994	3	2:49.877	48.390	1:16.668	44.819	211.8	8:31.267	
4	2:35.584	43.435	1:11.488	40.661	240.5	10:24.578	4	2:50.275	48.248	1:16.058	45.969	217.3	11:21.542	
5	2:35.776	43.527	1:11.517	40.732	241.6	13:00.354	5	2:52.246	48.148	1:18.261	45.837	211.8	14:13.788	
6	2:35.354	43.385	1:11.311	40.658	242.2	15:35.708	6	2:49.764	49.098	1:16.130	44.536	212.6	17:03.552	
7	2:36.281	43.438	1:11.887	40.956	240.0	18:11.989	7	2:49.152	48.426	1:16.304	44.422	215.6	19:52.704	
8	2:36.622	43.639	1:12.096	40.887	242.2	20:48.611	8	2:50.983	48.890	1:16.966	45.127	213.0	22:43.687	
9	2:46.778 B	43.178	1:12.771	50.829	245.5	23:35.389	9	3:01.229 B	48.751	1:16.685	55.793	216.0	25:44.916	
10	5:36.086	3:43.165	1:11.791	41.130	233.3	29:11.475	10	5:42.025	3:41.052	1:16.421	44.552	211.8	31:26.941	
11	2:35.554	43.533	1:11.104	40.917	237.9	31:47.029	11	2:49.279	48.428	1:15.885	44.966	215.6	34:16.220	
12	2:35.700	43.318	1:11.508	40.874	239.5	34:22.729	12	2:51.306	48.259	1:18.245	44.802	213.9	37:07.526	
13	2:36.786	43.122	1:12.779	40.885	243.2	36:59.515	13	2:49.253	48.538	1:16.268	44.447	216.9	39:56.779	
14	3:51.404 B	44.320	1:29.473	1:37.611	239.5	40:50.919	14	2:49.680	48.831	1:16.060	44.789	215.6	42:46.459	
6	Alexandre VALENSI Asphalte Exige V6 Cup R						15	2:48.820	48.584	1:15.726	44.510	215.1	45:35.279	
1	2:46.609	49.701	1:15.337	41.571		2:46.609	16	2:48.976	48.325	1:15.969	44.682	215.6	48:24.255	
2	2:41.304	45.328	1:14.231	41.745	234.3	5:27.913	17	2:48.910	48.150	1:15.853	44.907	213.4	51:13.165	
3	2:41.451	45.131	1:14.231	42.089	236.8	8:09.364	17	Thierry VERHIEST Racing Team Lotus Verhiest Exige V6 Cup R						
4	2:42.662	45.195	1:14.787	42.680	237.4	10:52.026	1	2:45.204	48.341	1:14.232	42.631		2:45.204	
5	2:41.014	45.246	1:13.786	41.982	237.9	13:33.040	2	2:40.372	44.924	1:13.458	41.990	235.8	5:25.576	
6	2:41.133	44.880	1:13.859	42.394	237.4	16:14.173	3	2:39.648	44.797	1:13.192	41.659	233.3	8:05.224	
7	2:42.096	45.079	1:14.779	42.238	236.8	18:56.269	4	2:41.819	44.356	1:14.472	42.991	235.3	10:47.043	
8	2:42.600	45.063	1:14.731	42.806	235.8	21:38.869	5	2:41.139	44.814	1:13.788	42.537	234.8	13:28.182	
9	2:43.266	45.111	1:15.352	42.803	240.0	24:22.135	6	2:41.608	44.828	1:13.991	42.789	228.8	16:09.790	
10	2:49.209 B	45.158	1:14.656	49.395	238.4	27:11.344	7	2:39.678	44.313	1:13.169	42.196	237.4	18:49.468	
11	5:31.333	3:34.910	1:14.406	42.017	235.3	32:42.677	8	2:39.924	44.521	1:13.413	41.990	234.8	21:29.392	
12	2:41.662	44.914	1:14.116	42.632	239.5	35:24.339	9	2:40.013	44.332	1:13.618	42.063	239.5	24:09.405	
13	2:42.851	45.125	1:15.375	42.351	236.3	38:07.190	10	2:41.230	44.390	1:13.966	42.874	237.4	26:50.635	
14	2:43.110	45.368	1:14.701	43.041	237.9	40:50.300	11	2:40.330	44.836	1:13.462	42.032	236.8	29:30.965	
15	2:42.174	45.501	1:14.090	42.583	238.4	43:32.474	12	2:49.837 B	45.814	1:13.778	50.245	230.3	32:20.802	
16	2:41.629	45.246	1:14.080	42.303	237.9	46:14.103	13	5:35.080	3:38.431	1:13.806	42.843	235.8	37:55.882	
17	2:41.005	44.911	1:13.912	42.182	238.9	48:55.108	14	2:42.135	45.404	1:14.076	42.655	233.8	40:38.017	
18	2:42.252	45.197	1:13.883	43.172	238.9	51:37.360	15	2:39.978	44.416	1:13.271	42.291	238.9	43:17.995	
11	Jason MCINULTY Ablecare/AdMark/ES Motorsport Elise Cup R						16	2:41.019	45.479	1:13.303	42.237	233.8	45:59.014	
1	2:54.769	52.852				2:54.769	17	2:40.219	44.649	1:13.243	42.327	238.4	48:39.233	
2	2:53.090	50.081			207.3	5:47.859	18	2:41.839	44.798	1:14.104	42.937	236.8	51:21.072	
3	2:53.356	50.252			205.7	8:41.215	20	Dave CARR ES Motorsport Elise S3						
4	2:54.344	50.592			203.4	11:35.559	1	3:00.163	55.166	1:19.181	45.816		3:00.163	
5	2:53.436	50.709			203.4	14:28.995	2	2:54.897	50.186	1:18.459	46.252	214.7	5:55.060	
6	2:53.087	50.649			203.0	17:22.082	3	2:55.646	50.218	1:18.847	46.581	214.3	8:50.706	
7	2:53.127	50.162			205.7	20:15.209	4	2:56.540	49.903	1:19.534	47.103	215.1	11:47.246	
8	2:53.234	50.350			206.9	23:08.443	5	2:56.113	50.393	1:19.102	46.618	212.6	14:43.359	
9	2:53.783	50.599			205.7	26:02.226	6	2:55.695	50.682	1:18.699	46.314	210.1	17:39.054	
10	2:53.149	50.368			206.5	28:55.375	7	2:57.234	50.452	1:19.406	47.376	213.0	20:36.288	
11	3:02.495 B	50.350			204.2	31:57.870	8	3:08.384 B	50.594	1:19.915	57.875	213.0	23:44.672	
12	5:46.938	3:43.973			207.7	37:44.808	9	5:42.772	3:36.565			210.5	29:27.444	
13	2:54.485	50.626			203.4	40:39.293	10	2:55.457	50.425			211.8	32:22.901	
14	2:53.973	50.185			204.2	43:33.266	11	2:56.516	50.242	1:19.097	47.177	213.9	35:19.417	
15	2:54.237	50.398			203.8	46:27.503	12	2:55.966	49.865	1:19.715	46.386	214.7	38:15.383	
16	2:54.013	50.623			204.2	49:21.516								





LOTUS CUP EUROPE



Lotus Cup Europe SPA EURO RACE Race

Sector Analysis

— Invalidated Lap

■ Personal Best

■ Session Best

■ Crossing the pit lane

Lap	Time	Sector 1	Sector 2	Sector 3	T.Spd	Elapsed
13	2:55.595	50.209	1:18.999	46.387	213.0	41:10.978
14	2:56.887	50.350	1:19.775	46.762	212.2	44:07.865
15	2:56.623	50.291	1:19.573	46.759	213.9	47:04.488
16	2:56.186	50.621	1:19.207	46.358	213.4	50:00.674
17	2:54.370	49.590	1:18.475	46.305	215.1	52:55.044

21

Daniel PALMA

Skina Equestrian/GFS Racing Team

Exige V6 Cup R

1	2:42.952	47.899	1:12.955	42.098		2:42.952
2	2:40.134	45.151	1:12.967	42.016	238.4	5:23.086
3	2:40.971	45.119	1:13.071	42.781	239.5	8:04.057
4	2:42.103	45.310	1:13.628	43.165	238.9	10:46.160
5	2:41.345	44.982	1:13.692	42.671	240.5	13:27.505
6	2:52.024B	44.747	1:14.039	53.238	238.9	16:19.529
7	5:37.152	3:40.754	1:13.624	42.774	231.8	21:56.681
8	2:41.242	45.250	1:13.681	42.311	239.5	24:37.923
9	2:40.741	44.878	1:13.632	42.231	241.1	27:18.664
10	2:40.863	45.125	1:13.447	42.291	238.9	29:59.527
11	2:39.492	44.844	1:12.848	41.800	238.9	32:39.019
12	2:39.537	44.438	1:12.783	42.316	243.2	35:18.556
13	2:40.269	45.171	1:13.351	41.747	241.1	37:58.825
14	2:40.560	44.918	1:13.300	42.342	241.6	40:39.385
15	2:41.420	45.091	1:13.971	42.358	241.6	43:20.805
16	2:40.653	44.993	1:13.322	42.338	241.6	46:01.458
17	2:40.903	44.683	1:13.926	42.294	242.7	48:42.361
18	2:43.483	46.451	1:14.186	42.846	225.0	51:25.844

33

Bailey EDWARDS

Komfort Racing

Elise Cup R

1	3:01.398	55.216	1:19.920	46.262		3:01.398
2	2:55.988	50.537	1:19.171	46.280	212.2	5:57.386
3	2:56.347	50.025	1:20.124	46.198	213.0	8:53.733
4	2:56.729	50.537	1:19.744	46.448	210.1	11:50.462
5	2:55.749	50.525	1:19.157	46.067	208.5	14:46.211
6	2:55.727	50.337	1:19.332	46.058	208.9	17:41.938
7	2:57.993	50.509	1:19.396	48.088	208.9	20:39.931
8	2:57.381	50.297	1:20.429	46.655	208.5	23:37.312
9	3:05.288B	51.096	1:19.424	54.768	206.5	26:42.600
10	5:50.319	3:43.924	1:19.127	47.268	206.9	32:32.919
11	3:06.278	56.125	1:22.508	47.645	208.9	35:39.197
12	2:56.075	50.445	1:19.463	46.167	210.5	38:35.272
13	2:56.689	50.438	1:20.115	46.136	210.1	41:31.961
14	2:56.788	50.679	1:20.115	45.994	204.5	44:28.749
15	2:55.189	50.159	1:18.772	46.258	210.9	47:23.938
16	2:55.984	50.334	1:19.140	46.510	211.8	50:19.922

37

Mark YATES

Active Transport Ltd

Elise Cup R

1	2:58.665	53.648	1:19.014	46.003		2:58.665
2	2:55.400	50.096	1:19.053	46.251	215.1	5:54.065
3	2:53.421	49.635	1:17.909	45.877	218.2	8:47.486
4	2:54.368	49.377	1:18.846	46.145	215.6	11:41.854
5	2:53.493	49.559	1:17.948	45.986	217.3	14:35.347
6	2:54.400	49.587	1:18.590	46.223	205.3	17:29.747
7	2:53.274	49.677	1:17.940	45.657	216.4	20:23.021
8	2:54.164	49.085	1:18.685	46.394	212.6	23:17.185
9	3:04.645B	49.991	1:20.393	54.261	214.7	26:21.830

10	5:43.968	3:39.620	1:18.528	45.820	210.9	32:05.798
11	2:55.034	50.639	1:18.582	45.813	212.2	35:00.832
12	2:55.272	50.118	1:18.641	46.513	215.1	37:56.104
13	2:55.636	51.039	1:18.264	46.333	210.9	40:51.740
14	2:56.298	50.551	1:19.696	46.051	216.4	43:48.038
15	2:57.314	50.440	1:18.877	47.997	210.1	46:45.352
16	2:55.229	50.614	1:18.369	46.246	214.3	49:40.581
17	2:54.249	49.983	1:18.563	45.703	214.7	52:34.830

52

Paul MARÉCHAL

Racing Team Lotus Verhiest

Exige V6 Cup R

1	2:38.469	45.405	1:12.071	40.993		2:38.469
2	2:36.542	43.847	1:11.514	41.181	245.5	5:15.011
3	2:37.170	43.762	1:11.974	41.434	245.5	7:52.181
4	3:29.482B	44.138	1:11.649	1:33.695	243.8	11:21.663
5	7:33.285	5:34.469	1:15.840	42.976	237.4	18:54.948
6	2:43.551	45.416	1:15.188	42.947	240.5	21:38.499
7	3:24.419B	45.098	1:46.711	52.610	242.7	25:02.918

55

Rainer BÖRGENS

KomoTec, Lotus am Ring

Exige V6 Cup R

1	2:45.646	49.917	1:13.177	42.552		2:45.646
2	2:40.938	45.710	1:13.293	41.935	234.3	5:26.584
3	2:40.168	44.962	1:13.086	42.120	236.3	8:06.752
4	2:43.687	45.888	1:13.477	44.322	235.8	10:50.439
5	2:40.298	44.967	1:13.197	42.134	237.4	13:30.737
6	2:40.545	45.029	1:13.267	42.249	235.8	16:11.282
7	2:43.951	45.262	1:15.794	42.895	237.4	18:55.233
8	2:40.451	45.332	1:13.242	41.877	241.6	21:35.684
9	2:48.972B	44.682	1:13.628	50.662	237.9	24:24.656
10	5:31.932	3:36.649	1:13.351	41.932	233.3	29:56.588
11	2:39.937	44.836	1:13.129	41.972	234.8	32:36.525
12	2:41.148	44.890	1:14.312	41.946	237.4	35:17.673
13	2:43.074	44.609	1:14.115	44.350	238.9	38:00.747
14	2:41.825	45.231	1:14.321	42.273	236.3	40:42.572
15	2:41.700	45.417	1:13.889	42.394	236.3	43:24.272
16	2:41.492	45.089	1:13.992	42.411	237.4	46:05.764
17	2:40.888	44.706	1:13.404	42.778	238.4	48:46.652
18	2:41.203	44.905	1:13.761	42.537	238.4	51:27.855

58

Kai Leymann

KomoTec, Lotus am Ring

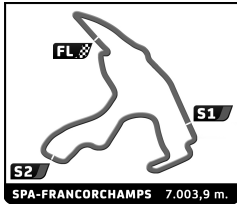
Elise Cup R

1	3:31.419B	1:02.300	1:28.441	1:00.678		3:31.419
2	4:16.470	1:55.672	1:28.220	52.578	195.7	7:47.889
3	3:17.730	55.437	1:27.712	54.581	194.6	11:05.619
4	3:13.594	54.914	1:27.494	51.186	194.9	14:19.213
5	3:11.397	54.417	1:25.888	51.092	195.7	17:30.610
6	3:17.801B	53.561	1:24.703	59.537	199.3	20:48.411
7	6:03.986	3:47.708	1:25.489	50.789	198.9	26:52.397
8	3:09.358	53.699	1:25.813	49.846	197.4	30:01.755
9	3:05.789	52.738	1:23.401	49.650	198.9	33:07.544
10	3:07.431	54.179	1:23.950	49.302	194.9	36:14.975
11	3:04.541	52.568	1:23.181	48.792	200.4	39:19.516
12	3:05.682	52.255	1:24.518	48.909	201.1	42:25.198
13	3:06.430	53.161	1:23.958	49.311	198.9	45:31.628
14	3:05.010	53.085	1:22.763	49.162	197.8	48:36.638
15	3:05.171	52.456	1:22.818	49.897	199.3	51:41.809





LOTUS CUP EUROPE



Lotus Cup Europe SPA EURO RACE Race

Sector Analysis

— Invalidated Lap

■ Personal Best

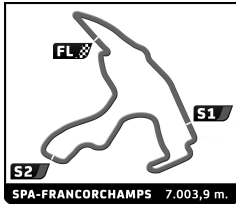
■ Session Best

■ Crossing the pit lane

Lap	Time	Sector 1	Sector 2	Sector 3	T.Sp	Elapsed	Lap	Time	Sector 1	Sector 2	Sector 3	T.Sp	Elapsed	
59	Robin NILSSON							13	2:47.275	47.588	1:14.471	45.216	221.3	39:34.984
	NIBOR Sports / GFS Racing Team							14	2:47.061	47.606	1:15.481	43.974	224.5	42:22.045
	Exige V6 Cup R							15	2:45.629	47.077	1:14.726	43.826	220.9	45:07.674
1	2:47.332	50.118	1:15.244	41.970		2:47.332	16	2:48.757	47.254	1:16.704	44.799	221.3	47:56.431	
2	2:41.727	45.296	1:14.311	42.120	228.8	5:29.059	17	2:48.111	46.868	1:15.922	45.321	221.3	50:44.542	
3	2:41.161	44.898	1:14.008	42.255	236.8	8:10.220								
4	2:43.072	44.945	1:15.194	42.933	236.8	10:53.292								
5	2:41.240	44.823	1:13.958	42.459	235.8	13:34.532								
6	2:42.500	44.695	1:15.066	42.739	240.0	16:17.032								
7	2:42.492	44.953	1:14.914	42.625	232.8	18:59.524								
8	2:40.862	44.742	1:13.916	42.204	239.5	21:40.386								
9	2:42.419	44.624	1:15.228	42.567	235.3	24:22.805								
10	2:42.414	45.009	1:14.876	42.529	221.3	27:05.219								
11	2:53.695 B	45.294	1:14.366	54.035	235.3	29:58.914								
12	5:33.489	3:34.724	1:16.211	42.554	232.8	35:32.403								
13	2:43.107	45.296	1:14.814	42.997	230.3	38:15.510								
14	2:42.120	45.261	1:14.733	42.126	230.3	40:57.630								
15	2:42.369	44.715	1:15.308	42.346	227.4	43:39.999								
16	2:41.914	45.103	1:14.500	42.311	233.8	46:21.913								
17	2:44.070	45.401	1:15.457	43.212	236.8	49:05.983								
18	2:45.704	45.601	1:16.253	43.850	236.8	51:51.687								
76	Ronald ANDRACZEK							13	2:47.275	47.588	1:14.471	45.216	221.3	39:34.984
	ultimate-lightweight.com							14	2:47.061	47.606	1:15.481	43.974	224.5	42:22.045
	Exige V6 Cup R							15	2:45.629	47.077	1:14.726	43.826	220.9	45:07.674
1	2:41.305	47.544	1:12.882	40.879		2:41.305	16	2:48.757	47.254	1:16.704	44.799	221.3	47:56.431	
2	2:39.063	44.745	1:13.181	41.137	240.0	5:20.368	17	2:48.111	46.868	1:15.922	45.321	221.3	50:44.542	
3	2:38.298	44.548	1:12.591	41.159	240.5	7:58.666								
4	2:40.784	44.945	1:13.312	42.527	238.9	10:39.450								
5	2:41.173	45.077	1:13.985	42.111	238.9	13:20.623								
6	2:39.778	44.844	1:13.452	41.482	238.9	16:00.401								
7	2:41.812	45.299	1:13.868	42.645	238.9	18:42.213								
8	2:40.674	44.841	1:14.305	41.528	241.6	21:22.887								
9	2:42.017	44.825	1:15.136	42.056	241.6	24:04.904								
10	2:41.376	45.051	1:14.430	41.895	241.1	26:46.280								
11	2:51.246 B	45.089	1:14.476	51.681	239.5	29:37.526								
12	6:03.667 B	3:58.407	1:14.484	50.776	238.4	35:41.193								
13	2:54.361	58.017	1:14.508	41.836	236.8	38:35.554								
14	2:41.751	45.307	1:14.203	42.241	237.9	41:17.305								
15	2:41.854	45.023	1:14.774	42.057	235.8	43:59.159								
16	2:53.035 B	44.907	1:15.436	52.692	241.1	46:52.194								
17	3:08.430	1:11.078	1:14.913	42.439	239.5	50:00.624								
18	2:41.933	45.341	1:14.704	41.888	239.5	52:42.557								
79	Jean-Pierre GENOUD-PRACHEX							13	2:47.275	47.588	1:14.471	45.216	221.3	39:34.984
	JPN by Asphalte							14	2:47.061	47.606	1:15.481	43.974	224.5	42:22.045
	2-Eleven GT4							15	2:45.629	47.077	1:14.726	43.826	220.9	45:07.674
1	2:50.017	51.135	1:15.189	43.693		2:50.017	16	2:48.757	47.254	1:16.704	44.799	221.3	47:56.431	
2	2:46.937	46.725	1:15.431	44.781	220.9	5:36.954	17	2:48.111	46.868	1:15.922	45.321	221.3	50:44.542	
3	2:47.622	47.470	1:15.624	44.528	220.4	8:24.576								
4	2:52.014	47.458	1:15.121	49.435	220.9	11:16.590								
5	2:50.062	47.623	1:18.149	44.290	220.4	14:06.652								
6	2:48.231	47.447	1:15.952	44.832	219.1	16:54.883								
7	2:48.312	47.722	1:16.222	44.368	219.1	19:43.195								
8	2:48.305	47.513	1:15.724	45.068	221.8	22:31.500								
9	2:47.514	47.703	1:15.694	44.117	221.3	25:19.014								
10	2:58.284 B	47.850	1:15.757	54.677	220.9	28:17.298								
11	5:39.006	3:37.570	1:16.434	45.002	215.1	33:56.304								
12	2:51.405	47.833	1:18.895	44.677	220.0	36:47.709								
81	Tamás VIZIN							13	2:47.275	47.588	1:14.471	45.216	221.3	39:34.984
	BV Motorsport / KomoTec							14	2:47.061	47.606	1:15.481	43.974	224.5	42:22.045
	Exige V6 Cup R							15	2:45.629	47.077	1:14.726	43.826	220.9	45:07.674
1	2:35.985	44.483	1:11.071	40.431		2:35.985	16	2:48.757	47.254	1:16.704	44.799	221.3	47:56.431	
2	2:34.595	43.201	1:10.891	40.503	243.2	5:10.580	17	2:48.111	46.868	1:15.922	45.321	221.3	50:44.542	
3	2:36.466	43.300	1:11.313	41.853	246.0	7:47.046								
4	2:35.447	43.313	1:11.508	40.626	245.5	10:22.493								
5	2:35.330	43.437	1:11.489	40.404	242.7	12:57.823								
6	2:36.105	43.598	1:11.974	40.533	244.9	15:33.928								
7	2:36.165	43.132	1:12.337	40.696	242.7	18:10.093								
8	2:36.890	43.512	1:12.709	40.669	244.9	20:46.983								
9	2:37.255	43.233	1:13.536	40.486	240.5	23:24.238								
10	2:37.765	43.530	1:12.989	41.246	244.9	26:02.003								
11	2:43.231 B	43.689	1:12.167	47.375	244.9	28:45.234								
12	5:36.382	3:43.164	1:12.859	40.359	239.5	34:21.616								
13	2:36.100	43.481	1:12.121	40.498	233.3	36:57.716								
14	2:35.630	43.576	1:11.714	40.340	244.9	39:33.346								
15	2:36.728	43.340	1:12.660	40.728	246.0	42:10.074								
16	2:37.406	43.732	1:12.859	40.815	240.5	44:47.480								
17	2:38.006	44.112	1:12.830	41.064	240.5	47:25.486								
18	2:40.209	43.993	1:12.689	43.527	243.2	50:05.695								
85	Toby Goodman							13	2:47.275	47.588	1:14.471	45.216	221.3	39:34.984
	Motorsport UK Academy, Tillex							14	2:47.061	47.606	1:15.481	43.974	224.5	42:22.045
	Elise S2							15	2:45.629	47.077	1:14.726	43.826	220.9	45:07.674
1	2:59.105	54.360	1:18.559	46.186		2:59.105	16	2:48.757	47.254	1:16.704	44.799	221.3	47:56.431	
2	2:52.689	50.577	1:15.771	46.341	194.2	5:51.794	17	2:48.111	46.868	1:15.922	45.321	221.3	50:44.542	
3	2:53.633	51.024	1:16.156	46.453	196.0	8:45.427								
4	2:54.332	50.972	1:16.628	46.732	196.7	11:39.759								
5	2:53.756	50.958	1:16.500	46.298	196.0	14:33.515								
6	2:53.807	51.091	1:16.338	46.378	194.6	17:27.322								
7	2:53.330	50.889	1:16.264	46.177	195.3	20:20.652								
8	3:00.368 B	50.938	1:16.543	52.887	197.1	23:21.020								
9	5:44.682	3:41.521	1:16.415	46.746	194.6	29:05.702								
10	2:54.029	51.250	1:16.380	46.399	192.5	31:59.731								
11	2:53.551	51.197	1:15.996	46.358	191.8	34:53.282								
12	2:54.129	50.815	1:16.363	46.951	196.4	37:47.411								
13	3:02.382 B	51.068	1:16.700	54.614	193.5	40:49.793								
14	3:26.666	1:23.948	1:16.420	46.298	194.9	44:16.459								
15	2:53.582	50.787	1:16.242	46.553	195.3	47:10.041								
16	2:53.456	50.635	1:16.281	46.540	196.4	50:03.497								
17	2:52.724	50.447	1:16.169	46.108	197.4	52:56.221								
113	György BALOGH							13	2:47.275	47.588	1:14.471	45.216	221.3	39:34.984
	GFS Racing Team							14	2:47.061	47.606	1:15.481	43.97		



LOTUS CUP EUROPE



Lotus Cup Europe SPA EURO RACE Race

Sector Analysis

— Invalidated Lap

■ Personal Best

■ Session Best

■ Crossing the pit lane

Lap	Time	Sector 1	Sector 2	Sector 3	T.Spd	Elapsed	Lap	Time	Sector 1	Sector 2	Sector 3	T.Spd	Elapsed
9	2:42.446	44.767	1:14.857	42.822	237.9	24:23.828							
10	2:42.456	45.794	1:13.884	42.778	234.3	27:06.284							
11	2:42.605	45.316	1:14.216	43.073	234.8	29:48.889							
12	2:41.309	45.198	1:13.752	42.359	233.8	32:30.198							
13	2:52.611 B	45.386	1:15.301	51.924	233.3	35:22.809							
14	5:30.314	3:33.612	1:14.239	42.463	231.8	40:53.123							
15	2:41.033	45.067	1:13.679	42.287	235.8	43:34.156							
16	2:41.978	45.449	1:13.960	42.569	234.8	46:16.134							
17	2:40.684	44.766	1:13.827	42.091	236.3	48:56.818							
18	2:41.334	44.896	1:13.456	42.982	236.3	51:38.152							