

DMV NES 500 & DMV BMW 318ti Cup

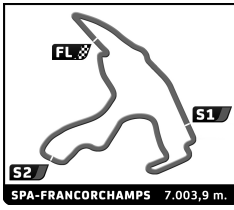
SPA EURO RACE

Qualifying

Sector Analysis

— Invalidated Lap ■ Personal Best ■ Session Best ■ Crossing the pit lane

Lap D	Time	Sector 1	Sector 2	Sector 3	Kph	Elapsed	Lap D	Time	Sector 1	Sector 2	Sector 3	Kph	Elapsed
10 Max Kruse Racing 1. Gustavo XAVIER 2. Charles DAWSON 3. Marcos COSTANTINI VW Golf GTI TCR NES 8							64 KDW Racing 1. Koen DE WIT BMW M4 GT4 NES 9						
1	1	5:45.630	3:30.364	1:25.930	49.336	71.7	1	3:29.476	1:26.449	1:19.300	43.727	118.3	3:29.476
2	1	2:52.755	51.504	1:16.160	45.091	146.0	2	2:36.947	44.419	1:11.047	41.481	160.7	6:06.423
3	1	2:49.498	48.752	1:15.781	44.965	148.8	3	<u>2:37.066</u>	43.910	1:11.367	41.789	160.5	8:43.489
4	1	4:16.081	56.415	1:49.691	1:29.975	98.5	4	5:09.146 B	2:30.380	1:13.712	1:25.054	81.6	13:52.635
5	1	6:26.237 B	4:24.652	1:15.262	46.323	65.3	5	7:00.998 B	5:06.036	1:13.135	41.827	59.9	20:53.633
6	1	2:47.337	47.586	1:14.335	45.416	150.7	6	2:36.763	44.086	<u>1:11.020</u>	41.657	160.8	23:30.396
7	1	2:45.751	47.279	1:13.729	44.743	152.1	7	<u>2:36.205</u>	43.976	1:11.314	<u>40.915</u>	161.4	26:06.601
8	1	<u>2:43.135</u>	<u>47.130</u>	<u>1:12.896</u>	<u>43.109</u>	154.6	8	<u>2:37.525</u>	44.418	1:11.772	41.335	160.1	28:44.126
9	1	5:17.218 B	3:07.847	1:22.755	46.616	79.5	9	<u>2:37.868</u>	<u>43.606</u>	1:12.184	42.078	159.7	31:21.994
10	1	2:54.484	51.197	1:18.355	44.932	144.5	10	2:38.052	44.883	1:11.101	42.068	159.5	34:00.046
							11	<u>2:43.544</u>	46.548	1:14.246	42.750	154.2	36:43.590
13 Max Kruse Racing 1. Benny LEUCHTER 2. Kim BERWANGER VW Golf GTI TCR NES 8							67 east racing 1. Marco DAEDELOW 2. Tom NITTEL BMW M240i RC GTR 7						
1	1	3:28.931	1:27.982	1:16.858	44.091	118.6	1	4:13.134	1:58.065	1:26.883	48.186	97.9	4:13.134
2	1	2:38.783	45.207	1:10.997	42.579	158.8	2	2:57.977	50.570	1:20.167	47.240	141.7	7:11.111
3	1	2:35.966	<u>43.837</u>	<u>1:09.921</u>	42.208	161.7	3	<u>2:49.277</u>	<u>47.996</u>	1:16.779	44.502	149.0	10:00.388
4	1	<u>2:36.492</u>	44.570	1:10.732	41.190	161.1	4	3:20.818	49.324	1:16.138	1:15.356	125.6	13:21.206
5	1	3:55.723	45.985	1:47.720	1:22.018	107.0	5	7:39.933 B	5:39.055	1:16.321	44.557	54.8	21:01.139
6	1	7:54.619 B	5:56.840	1:11.578	46.201	53.1	6	2:47.637	48.213	1:15.328	44.096	150.4	23:48.776
7	1	<u>2:35.640</u>	44.658	1:10.158	<u>40.824</u>	162.0	7	<u>2:47.092</u>	48.715	<u>1:14.441</u>	<u>43.936</u>	150.9	26:35.868
8	1	5:10.127 B	3:11.832	1:15.042	43.253	81.3	8	2:57.442	49.047	1:16.603	51.792	142.1	29:33.310
9	1	2:42.812	46.874	1:13.663	42.275	154.9	9	5:47.080 B	3:47.386	1:15.481	44.213	72.6	35:20.390
10	1	2:40.678	45.656	1:12.569	42.453	156.9	10	2:48.000	48.580	1:14.996	44.424	150.1	38:08.390
25 Hendrik UENZEN 2. Nikolas UENZEN BMW E90 NES 3							100 Schmickler Performance by Ravenol 1. Michael LUTHER 2. Markus SCHMICKLER BMW M4 GT4 NES 9						
1	1	4:12.344	1:49.933	1:28.931	53.480	98.2	1	4:09.730	1:56.839	1:23.530	49.361	99.2	4:09.730
2	1	3:08.464	54.445	1:23.853	50.166	133.8	2	2:40.272	45.906	1:13.570	40.796	157.3	6:50.002
3	1	3:02.601	53.560	1:20.198	48.843	138.1	3	2:37.915	45.425	<u>1:10.472</u>	42.018	159.7	9:27.917
4	1	4:03.463	57.881	1:40.151	1:25.431	103.6	4	2:42.110	<u>43.490</u>	1:13.691	44.929	155.5	12:10.027
5	1	7:21.002 B	5:10.590	1:21.967	48.445	57.2	5	8:52.837 B	6:57.504	1:14.024	41.309	47.3	21:02.864
6	1	<u>2:58.716</u>	<u>50.988</u>	<u>1:19.486</u>	<u>48.242</u>	141.1	6	2:37.271	43.598	1:13.055	<u>40.618</u>	160.3	23:40.135
7	1	3:01.488	52.307	1:20.531	48.650	138.9	7	<u>2:35.322</u>	43.504	1:10.742	41.076	162.3	26:15.457
8	1	3:13.631	52.953	1:23.641	57.037	130.2	8	2:45.996	46.591	1:13.775	45.630	151.9	29:01.453
							9	2:36.114	43.814	1:11.187	41.113	161.5	31:37.567
							10	2:42.485	44.038	1:14.400	44.047	155.2	34:20.052
							11	2:42.918	45.106	1:13.801	44.011	154.8	37:02.970
50 Saner Performance 1. Igor RODELLA 2. Gilbert DENZER Suzuki Swift Sport NES 1							123 1. ENGEL 2. BENDEL BMW M240i RC NES 6						
1	1	4:22.166	1:52.435			94.5	1	3:46.927	1:24.430	1:32.655	49.842	109.2	3:46.927
2	1	3:09.580	57.762			133.0	2	3:01.758	50.780	1:21.943	49.035	138.7	6:48.685
3	1	3:06.421	55.439			135.3	3	3:02.946	51.551	1:22.984	48.411	137.8	9:51.631
4	1	3:54.053	<u>54.447</u>	1:37.332	1:22.274	107.7	4	3:29.117	50.964	1:22.570	1:15.583	120.6	13:20.748
5	1	7:12.677	4:56.339			58.3	5	8:21.005 B	6:08.119	1:23.122	49.764	50.3	21:41.753
6	1	<u>3:06.186</u>	55.324	<u>1:20.237</u>	50.625	135.4	6	3:04.103	53.151	1:22.838	48.114	137.0	24:45.856
7	1	3:04.805	55.004			136.4	7	2:59.858	50.814	1:21.679	<u>47.365</u>	140.2	27:45.714
8	1	3:08.142	55.986	1:22.062	<u>50.094</u>	134.0	8	<u>2:59.473</u>	<u>50.638</u>	1:21.457	47.378	140.5	30:45.187
9	1	<u>3:03.271</u>	54.762			137.6							
10	1	3:25.811	56.838			122.5							



DMV NES 500 & DMV BMW 318ti Cup SPA EURO RACE Qualifying

Sector Analysis

Invalidated Lap

Personal Best

Session Best

Crossing the pit lane

Lap	D	Time	Sector 1	Sector 2	Sector 3	Kph	Elapsed
9	1	3:00.241	51.035	1:21.311	47.895	139.9	33:45.428
10	1	3:01.541	52.234	1:21.188	48.119	138.9	36:46.969

199 BMW M3 E90 NES 9
1. Marco PETRY
2. Jan KIEDROWSKI

1	1	3:36.596	1:28.470	1:23.337	44.789	114.4	3:36.596
2	1	2:41.163	45.951	1:12.835	42.377	156.5	6:17.759
3	1	2:40.383	44.860	1:11.787	43.736	157.2	8:58.142
4	1	2:40.121	45.245	1:11.991	42.885	157.5	11:38.263
5	1	4:14.472	58.107	1:45.238	1:31.127	99.1	15:52.735
6	1	8:04.731 B	6:06.954	1:15.296	42.481	52.0	23:57.466
7	1	2:42.150	45.884	1:12.688	43.578	155.5	26:39.616
8	1	2:42.201	45.825	1:12.960	43.416	155.5	29:21.817
9	1	2:42.706	46.035	1:13.548	43.123	155.0	32:04.523
10	1	3:10.853 B	1:15.239	1:13.656	41.958	132.1	35:15.376

222 KK BMW M2 GTR NES 9
1. Eric VAN DE MUNCKHOF
2. Maik BARTEN

1	1	3:56.657	1:43.638	1:24.969	48.050	104.7	3:56.657
2	1	2:49.304	48.866	1:16.051	44.387	148.9	6:45.961
3	1	2:38.000	44.119	1:11.584	42.297	159.6	9:23.961
4	1	2:44.024	43.971	1:14.852	45.201	153.7	12:07.985
5	1	8:26.674 B	6:30.210	1:14.201	42.263	49.8	20:34.659
6	1	2:36.772	43.721	1:11.742	41.309	160.8	23:11.431
7	1	2:42.959	45.473	1:13.938	43.548	154.7	25:54.390
8	1	2:42.198	46.597	1:13.170	42.431	155.5	28:36.588
9	1	2:47.765	44.661	1:18.489	44.615	150.3	31:24.353
10	1	4:04.915 B	2:09.207	1:14.001	41.707	103.0	35:29.268
11	1	2:39.660	44.590	1:13.199	41.871	157.9	38:08.928

235 BMW M235i NES 6
1. Tom ALPIGER
2. Dennis LEISSING

1	1	3:31.522	1:19.496	1:24.366	47.660	117.1	3:31.522
2	1	2:53.181	51.210	1:17.037	44.934	145.6	6:24.703
3	1	2:49.054	49.388	1:15.733	43.933	149.1	9:13.757
4	1	2:48.928	48.634	1:15.805	44.489	149.3	12:02.685
5	1	8:53.193 B	6:51.295	1:16.382	45.516	47.3	20:55.878
6	1	2:49.273	47.480	1:17.203	44.590	149.0	23:45.151
7	1	2:46.831	48.044	1:14.394	44.393	151.1	26:31.982
8	1	2:48.363	48.242	1:14.811	45.310	149.8	29:20.345
9	1	2:52.375	48.762	1:16.409	47.204	146.3	32:12.720
10	1	5:00.615 B	2:48.225	1:18.926	53.464	83.9	37:13.335

240 Bissig Performance NES 7
1. Christoph DRIESCHER
2. Ingo BAUM

1	1	3:49.325	1:25.239	1:33.828	50.258	108.0	3:49.325
2	1	3:00.656	50.813	1:21.902	47.941	139.6	6:49.981
3	1	3:02.688	50.525	1:24.516	47.647	138.0	9:52.669
4	1	3:29.878	51.059	1:23.404	1:15.415	120.1	13:22.547
5	1	7:47.247 B	5:38.810	1:22.182	46.255	54.0	21:09.794
6	1	2:54.068	49.069	1:19.068	45.931	144.9	24:03.862
7	1	2:53.402	49.130	1:18.242	46.030	145.4	26:57.264

Lap	D	Time	Sector 1	Sector 2	Sector 3	Kph	Elapsed
8	1	2:51.705	49.384	1:17.615	44.706	146.8	29:48.969
9	1	2:54.634	50.796	1:18.085	45.753	144.4	32:43.603
10	1	2:52.398	49.056	1:17.102	46.240	146.3	35:36.001
11	1	3:08.768	49.263	1:27.238	52.267	133.6	38:44.769

312 MDM Racing BMW M3 GTR E46 NES 8
1. Michael NEUHAUSER

1	1	4:45.304	2:24.800	1:32.423	48.081	86.8	4:45.304
2	1	2:54.486	50.590	1:18.065	45.831	144.5	7:39.790
3	1	2:52.913	48.744	1:19.053	45.116	145.8	10:32.703
4	1	3:47.062	49.081	1:32.400	1:25.581	111.0	14:19.765
5	1	9:02.058 B	6:48.160	1:25.215	48.683	46.5	23:21.823
6	1	2:52.691	49.410	1:18.271	45.010	146.0	26:14.514
7	1	2:50.856	48.750	1:17.808	44.298	147.6	29:05.370

313 Komo-Tec Lotus Evora NES 9
1. Wolfgang HENSELER
2. Daniel PALMA

1	1	4:21.772	2:18.818	1:18.180	44.774	94.6	4:21.772
2	1	2:47.514	46.739	1:15.520	45.255	150.5	7:09.286
3	1	2:46.821	45.524	1:17.994	43.303	151.1	9:56.107
4	1	3:01.852	45.948	1:17.982	57.922	138.7	12:57.959
5	1	15:45.503 B				26.7	28:43.462

333 Panther Motorsport BMW 328i ST E36 NES 3
1. Martin HEIDRICH
2. Dirk VOLMER


1	1	4:23.147	2:08.635	1:24.849	49.663	94.1	4:23.147
2	1	3:01.670	53.056	1:19.547	49.067	138.8	7:24.817
3	1	2:58.645	51.261	1:19.875	47.509	141.1	10:23.462
4	1	3:31.188	50.813	1:21.325	1:19.050	119.4	13:54.650
5	1	8:10.646 B	6:00.531	1:21.775	48.340	51.4	22:05.296
6	1	2:58.566	51.765	1:19.113	47.688	141.2	25:03.862
7	1	2:55.942	51.636	1:17.845	46.461	143.3	27:59.804
8	1	2:59.861	51.534	1:19.958	48.369	140.2	30:59.665
9	1	5:13.236 B	3:07.155	1:18.624	47.457	80.5	36:12.901

405 MDM Racing 318ti Cup DMV
1. Marc DAVID MÜLLER

1	1	4:37.029	2:02.660	1:39.627	54.742	89.4	4:37.029
2	1	3:03.949	55.254			137.1	7:40.978
3	1	3:01.643	54.276			138.8	10:42.621
4	1	3:51.127	54.969	1:34.391	1:21.767	109.1	14:33.748
5	1	11:57.262 B	9:36.310	1:25.743	55.209	35.2	26:31.010
6	1	4:07.050 B	1:56.533	1:20.676	49.841	102.1	30:38.060
7	1	3:07.075	55.099	1:20.813	51.163	134.8	33:45.135

406 MDM Racing 318ti Cup DMV
1. Michael WEINGÄRTNER
2. Sascha KELLERMANN

1	1	6:06.978	3:32.222	1:37.842	56.914	67.5	6:06.978
2	1	3:21.489	59.717	1:28.387	53.385	125.1	9:28.467
3	1	3:14.176	57.681	1:24.122	52.373	129.9	12:42.643
4	1	9:21.747 B	7:04.290	1:25.038	52.419	44.9	22:04.390



DMV NES 500 & DMV BMW 318ti Cup

SPA EURO RACE

Qualifying

Sector Analysis

— Invalidated Lap ■ Personal Best ■ Session Best B Crossing the pit lane

Lap	D	Time	Sector 1	Sector 2	Sector 3	Kph	Elapsed	Lap	D	Time	Sector 1	Sector 2	Sector 3	Kph	Elapsed
5	1	3:10.087	55.910	1:23.880	50.297	132.6	25:14.477	8	1	3:07.065	55.717			134.8	31:14.112
6	1	3:09.574	55.060	1:24.257	50.257	133.0	28:24.051	9	1	3:08.082	56.466			134.1	34:22.194
7	1	3:17.538	55.221	1:25.408	56.909	127.6	31:41.589	10	1	3:07.164	56.247			134.7	37:29.358
8	1	3:09.827	56.418	1:23.243	50.166	132.8	34:51.416								
9	1	3:08.696	56.114	1:22.161	50.421	133.6	38:00.112								

422 East Racing Motorsport 318ti Cup DMV
 1. Torsten DITTMAR
 2. Denny BERNDT

1	1	5:12.585	2:52.538	1:26.899	53.148	79.3	5:12.585
2	1	3:09.866	57.254	1:21.535	51.077	132.8	8:22.451
3	1	3:07.200	56.481	1:20.288	50.431	134.7	11:29.651
4	1	4:18.954	1:01.863	1:45.684	1:31.407	97.4	15:48.605
5	1	6:46.796	B 4:29.804	1:23.626	53.366	62.0	22:35.401
6	1	3:07.656	56.457	1:20.856	50.343	134.4	25:43.057
7	1	3:06.594	56.100	1:20.320	50.174	135.1	28:49.651
8	1	3:06.015	55.726	1:20.001	50.288	135.5	31:55.666
9	1	3:05.825	55.831	1:19.870	50.124	135.7	35:01.491
10	1	3:15.709	55.667	1:28.213	51.829	128.8	38:17.200

423 East Racing Motorsport 318ti Cup DMV
 1. Max GÜNTHER
 2. Nick SCHNEIDER

1	1	5:14.963	2:14.823	2:06.782	53.358	78.7	5:14.963
2	1	3:17.459	55.751	1:31.284	50.424	127.7	8:32.422
3	1	3:06.549	55.593	1:20.558	50.398	135.2	11:38.971
4	1	5:15.696	1:33.769	2:09.538	1:32.389	79.9	16:54.667
5	1	7:25.925	B 5:15.004	1:20.481	50.440	56.5	24:20.592
6	1	3:07.015	55.839	1:20.342	50.834	134.8	27:27.607
7	1	3:09.531	56.199	1:22.803	50.529	133.0	30:37.138
8	1	3:06.850	55.743	1:20.848	50.259	134.9	33:43.988
9	1	3:08.518	56.829	1:20.587	51.102	133.7	36:52.506

424 East Racing Motorsport 318ti Cup DMV
 1. Tom-Luca BETTENDORF

1	1	5:30.999	3:05.353	1:30.505	55.141	74.8	5:30.999
2	1	3:21.260	1:01.447	1:26.084	53.729	125.3	8:52.259
3	1	3:24.257	1:00.942	1:26.506	56.809	123.4	12:16.516
4	1	9:06.276	B 6:45.799	1:26.694	53.783	46.2	21:22.792
5	1	3:17.313	59.399	1:24.920	52.994	127.8	24:40.105
6	1	3:17.772	59.453	1:23.982	54.337	127.5	27:57.877
7	1	3:14.494	58.564	1:22.898	53.032	129.6	31:12.371
8	1	3:14.954	58.918	1:23.143	52.893	129.3	34:27.325
9	1	3:17.064	58.895	1:25.563	52.606	127.9	37:44.389

440 MK Motorsport 318ti Cup DMV
 1. Carsten SEIFERT
 2. Mika KÖNIG

1	1	3:36.569	1:19.379			114.4	3:36.569
2	1	3:08.912	56.897			133.5	6:45.481
3	1	3:11.136	56.132			131.9	9:56.617
4	1	3:49.068	56.184			110.1	13:45.685
5	1	8:06.339	B 5:55.806			51.8	21:52.024
6	1	3:06.927	56.345			134.9	24:58.951
7	1	3:08.096	56.232			134.0	28:07.047

441 Rosam Motorsport 318ti Cup DMV
 1. Marcel SCHUHEJ
 2. Lars SCHMITT

1	1	5:44.150	3:20.339	1:30.760	53.051	72.0	5:44.150
2	1	3:17.230	58.050	1:25.895	53.285	127.8	9:01.380
3	1	3:18.527	56.451	1:26.695	55.381	127.0	12:19.907
4	1	10:04.182	B 7:47.249	1:24.737	52.196	41.7	22:24.089
5	1	3:12.471	57.189	1:23.229	52.053	131.0	25:36.560
6	1	3:11.812	57.467	1:22.287	52.058	131.5	28:48.372
7	1	3:11.728	57.161	1:23.146	51.421	131.5	32:00.100
8	1	3:09.980	56.565	1:22.054	51.361	132.7	35:10.080
9	1	3:39.311	57.120	1:50.741	51.450	115.0	38:49.391

444 Tschuppi Motorsport 318ti Cup DMV
 1. Mario KUPRIAN
 2. Stefan KOHL


1	1	4:41.022	2:15.288	1:30.402	55.332	88.2	4:41.022
2	1	3:12.631	59.382	1:22.161	51.088	130.9	7:53.653
3	1	3:10.033	57.272	1:21.928	50.833	132.7	11:03.686
4	1	4:09.886	56.807	1:52.092	1:20.987	100.9	15:13.572
5	1	7:32.066	B 5:12.964	1:27.314	51.788	55.8	22:45.638
6	1	3:09.053	55.967	1:22.148	50.938	133.4	25:54.691
7	1	3:09.065	55.676	1:22.425	50.964	133.4	29:03.756
8	1	3:08.028	56.158	1:21.085	50.785	134.1	32:11.784
9	1	3:08.029	56.786	1:20.655	50.588	134.1	35:19.813
10	1	3:08.253	56.464	1:20.983	50.806	133.9	38:28.066

470 KFZ Brügge Competition 318ti Cup DMV
 1. Carlo JESSE
 2. Frank BRÜGGE

1	1	4:17.265	1:53.651	1:30.323	53.291	96.3	4:17.265
2	1	3:14.032	57.580			129.9	7:31.297
3	1	3:12.751	57.558	1:24.087	51.106	130.8	10:44.048
4	1	3:59.664	56.781	1:43.510	1:19.373	105.2	14:43.712
5	1	6:57.472	B 4:40.135	1:25.406	51.931	60.4	21:41.184
6	1	3:11.818	57.515			131.4	24:53.002
7	1	3:11.421	57.163	1:22.251	52.007	131.7	28:04.423
8	1	3:09.499	56.707			133.1	31:13.922
9	1	3:13.932	57.754	1:23.774	52.404	130.0	34:27.854
10	1	3:16.052	57.803			128.6	37:43.906

471 KFZ Brügge Competition 318ti Cup DMV
 1. Fabian BRÜGGE
 2. Marcel HELLBERG

1	1	4:03.539	1:45.697	1:26.109	51.733	101.7	4:03.539
2	1	3:08.875	56.813	1:20.685	51.377	133.5	7:12.414
3	1	3:06.927	55.995	1:20.518	50.414	134.9	10:19.341
4	1	3:53.817	56.184	1:30.296	1:27.337	107.8	14:13.158
5	1	7:10.397	B 4:59.417	1:20.705	50.275	58.6	21:23.555
6	1	3:04.910	55.858	1:18.958	50.094	136.4	24:28.465
7	1	3:04.630	55.612	1:18.620	50.398	136.6	27:33.095
8	1	3:05.556	55.608	1:19.867	50.081	135.9	30:38.651



DMV NES 500 & DMV BMW 318ti Cup
SPA EURO RACE
Qualifying

Sector Analysis

⬇ Invalidated Lap 🟢 Personal Best 🟡 Session Best ⚠ Crossing the pit lane

Lap	D	Time	Sector 1	Sector 2	Sector 3	Kph	Elapsed	Lap	D	Time	Sector 1	Sector 2	Sector 3	Kph	Elapsed
-----	---	------	----------	----------	----------	-----	---------	-----	---	------	----------	----------	----------	-----	---------

474	KTW4 Racing							BMW 318ti Cup	
	1.Tanita HERMANN							NES 2	
	2.Niklas SCHMID								

1	1	7:03.703	4:41.734	1:28.676	53.293	58.5	7:03.703
2	1	3:14.261	57.901	1:23.808	52.552	129.8	10:17.964
3	1	3:58.204	58.355	1:31.787	1:28.062	105.9	14:16.168
4	1	7:41.348	5:28.535	1:21.666	51.147	54.7	21:57.516
5	1	3:09.731	57.044	1:21.367	51.320	132.9	25:07.247
6	1	3:08.007	56.520	1:20.616	50.871	134.1	28:15.254
7	1	3:08.954	56.445	1:20.407	52.102	133.4	31:24.208
8	1	3:07.720	56.926	1:20.159	50.635	134.3	34:31.928
9	1	3:10.091	56.225	1:22.838	51.028	132.6	37:42.019

481	Road Runner							318ti Cup	
	1.Moritz BUTZBACH							DMV	
	2.Emil BUTZBACH								

1	1	4:39.390	2:14.757	1:29.110	55.523	88.7	4:39.390
2	1	3:12.399	56.902	1:24.761	50.736	131.1	7:51.789
3	1	3:08.581	55.863	1:22.490	50.228	133.7	11:00.370
4	1	4:10.056	55.843	1:54.707	1:19.506	100.8	15:10.426
5	1	6:42.545	4:26.287	1:24.539	51.719	62.6	21:52.971
6	1	3:12.138	57.081	1:24.307	50.750	131.2	25:05.109
7	1	3:07.728	55.683	1:21.765	50.280	134.3	28:12.837
8	1	3:07.063	55.859	1:20.962	50.242	134.8	31:19.900
9	1	3:09.304	56.013			133.2	34:29.204
10	1	3:08.536	56.543	1:21.322	50.671	133.7	37:37.740

482	Malix Motorsport							318ti Cup	
	1.Felix HASSA							DMV	
	2.Markus HASSA								

1	1	4:08.770	1:47.012	1:28.697	53.061	99.6	4:08.770
2	1	3:11.084	57.070	1:23.042	50.972	132.0	7:19.854
3	1	3:10.264	56.354	1:22.828	51.082	132.5	10:30.118
4	1	3:55.622	55.715	1:33.720	1:26.187	107.0	14:25.740
5	1	7:05.250	4:52.361	1:22.148	50.741	59.3	21:30.990
6	1	3:06.985	55.817	1:20.750	50.418	134.8	24:37.975
7	1	3:07.454	55.978			134.5	27:45.429
8	1	3:07.334	56.011	1:21.179	50.144	134.6	30:52.763
9	1	3:05.445	55.587	1:19.983	49.875	136.0	33:58.208
10	1	3:08.918	56.336	1:20.690	51.892	133.5	37:07.126

486	RPT Motorsport							318ti Cup	
	1.Tim WERNER							DMV	

1	1	5:24.992	3:05.241	1:26.495	53.256	76.2	5:24.992
2	1	3:08.018	56.705	1:21.299	50.014	134.1	8:33.010
3	1	3:13.954	55.496	1:25.310	53.148	130.0	11:46.964
4	1	9:15.929	6:53.502	1:26.940	55.487	45.4	21:02.893
5	1	3:07.612	56.070	1:21.193	50.349	134.4	24:10.505
6	1	3:07.818	56.730	1:20.523	50.565	134.2	27:18.323
7	1	3:06.712	55.837	1:20.409	50.466	135.0	30:25.035
8	1	3:06.498	56.234	1:20.246	50.018	135.2	33:31.533
9	1	3:06.460	55.662	1:20.114	50.684	135.2	36:37.993

489	AT-Racing Team							318ti Cup	
	1.Alex CAVELTY							DMV	
	2.Christoph KRAGENINGS								

1	1	3:54.093	1:27.858	1:33.344	52.891	105.8	3:54.093	
2	1	3:19.224	1:01.114	1:24.031	54.079	126.6	7:13.317	
3	1	13:56.676	B	...	1:27.004	51.938	30.1	21:09.993
4	1	3:11.250	56.974	1:22.532	51.744	131.8	24:21.243	
5	1	3:06.626	56.207	1:20.033	50.386	135.1	27:27.869	
6	1	3:12.903	56.343	1:25.242	51.318	130.7	30:40.772	
7	1	3:11.286	56.230	1:23.203	51.853	131.8	33:52.058	
8	1	3:06.412	55.920	1:20.015	50.477	135.3	36:58.470	

497	Morts Racing Team							318ti Cup	
	1.Sebastian VOLLAK							DMV	

1	1	5:52.841	3:23.214	1:32.107	57.520	70.2	5:52.841	
2	1	3:07.689	56.094	1:20.414	51.181	134.3	9:00.530	
3	1	3:06.303	55.319	1:20.018	50.966	135.3	12:06.833	
4	1	9:44.572	B	7:34.084	1:19.801	50.687	43.1	21:51.405
5	1	3:05.580	56.367	1:18.934	50.279	135.9	24:56.985	
6	1	3:05.768	55.254	1:20.532	49.982	135.7	28:02.753	
7	1	3:04.677	55.400	1:19.448	49.829	136.5	31:07.430	
8	1	3:03.885	55.306	1:18.846	49.733	137.1	34:11.315	
9	1	3:14.974	57.933	1:24.126	52.915	129.3	37:26.289	

498	Morts Racing Team							318ti Cup	
	1.Hendrik SCHNURBUSCH							DMV	
	2.Kevin WALTER								


1	1	5:42.288	3:19.342	1:28.614	54.332	72.4	5:42.288	
2	1	3:09.053	58.220	1:20.507	50.326	133.4	8:51.341	
3	1	3:09.457	55.494	1:20.861	53.102	133.1	12:00.798	
4	1	9:12.972	B	6:59.871	1:21.880	51.221	45.6	21:13.770
5	1	3:05.511	55.223	1:20.035	50.253	135.9	24:19.281	
6	1	3:04.606	55.606	1:18.587	50.413	136.6	27:23.887	
7	1	3:08.125	56.579	1:20.713	50.833	134.0	30:32.012	
8	1	5:03.211	B	2:49.736	1:22.596	50.879	83.2	35:35.223
9	1	3:11.495	55.431	1:23.926	52.138	131.7	38:46.718	

499	Morts Racing Team							318ti Cup	
	1.Adrian RZICZNY							DMV	

1	1	5:22.009	3:04.874	1:25.710	51.425	76.9	5:22.009	
2	1	3:09.692	57.078	1:22.308	50.306	132.9	8:31.701	
3	1	3:05.531	55.784	1:19.802	49.945	135.9	11:37.232	
4	1	5:16.844	1:34.562	2:10.001	1:32.281	79.6	16:54.076	
5	1	6:33.307	B	4:17.013	1:23.937	52.357	64.1	23:27.383
6	1	3:12.912	57.425	1:23.506	51.981	130.7	26:40.295	
7	1	3:06.395	56.153	1:19.868	50.374	135.3	29:46.690	
8	1	3:07.551	57.412	1:19.792	50.347	134.4	32:54.241	
9	1	3:07.232	56.074	1:20.587	50.571	134.7	36:01.473	
10	1	3:05.980	55.847	1:19.662	50.471	135.6	39:07.453	

500	Smyrlis Racing							318ti Cup	
	1.Justin WICHMANN							DMV	





DMV NES 500 & DMV BMW 318ti Cup

SPA EURO RACE

Qualifying

Sector Analysis

— Invalidated Lap ■ Personal Best ■ Session Best ■ Crossing the pit lane

Lap	D	Time	Sector 1	Sector 2	Sector 3	Kph	Elapsed	Lap	D	Time	Sector 1	Sector 2	Sector 3	Kph	Elapsed
1	1	3:51.386	1:33.895	1:25.594	51.897	107.1	3:51.386	1	1	4:10.806	1:41.129	1:33.531	56.146	98.8	4:10.806
2	1	3:05.626	55.719			135.8	6:57.012	2	1	3:25.912	1:01.617	1:30.897	53.398	122.5	7:36.718
3	1	3:05.708	55.637			135.8	10:02.720	3	1	3:23.414	58.648	1:32.011	52.755	124.0	11:00.132
4	1	3:43.757	55.412	1:21.606	1:26.739	112.7	13:46.477	4	1	4:12.653	59.149	1:52.597	1:20.907	99.8	15:12.785
5	1	7:41.637	B 5:26.006			54.6	21:28.114	5	1	7:15.796	B 4:53.118	1:29.550	53.128	57.9	22:28.581
6	1	3:05.838	55.360			135.7	24:33.952	6	1	3:17.577	58.197	1:25.230	54.150	127.6	25:46.158
7	1	3:05.027	55.754			136.3	27:38.979	7	1	3:22.655	59.588	1:28.935	54.132	124.4	29:08.813
8	1	3:05.145	55.259			136.2	30:44.124	8	1	3:17.706	58.987	1:27.109	51.610	127.5	32:26.519
9	1	3:05.032	55.337			136.3	33:49.156	9	1	3:17.780	58.441	1:26.605	52.734	127.5	35:44.299
10	1	3:05.540	55.351	1:19.504	50.685	135.9	36:54.696	10	1	3:15.943	58.905	1:24.879	52.159	128.7	39:00.242

501		Smyrlis Racing					318ti Cup	
		1.Ioannis SMYRLIS					DMV	
		2.Christopher RINK						
1	1	4:02.920	1:40.082	1:30.968	51.870	102.0	4:02.920	
2	1	3:10.553	56.215			132.3	7:13.473	
3	1	3:05.340	55.018	1:20.707	49.615	136.0	10:18.813	
4	1	3:53.318	55.486	1:30.843	1:26.989	108.1	14:12.131	
5	1	7:26.541	B 5:11.864	1:23.841	50.836	56.5	21:38.672	
6	1	3:06.925	55.943			134.9	24:45.597	
7	1	3:06.529	55.134	1:21.350	50.045	135.2	27:52.126	
8	1	3:06.585	55.021	1:20.043	51.521	135.1	30:58.711	
9	1	3:04.039	55.211			137.0	34:02.750	
10	1	3:04.967	55.274	1:18.915	50.778	136.3	37:07.717	

503		Smyrlis Racing					318ti Cup	
		1.Ralf HENGELER					DMV	
1	1	4:02.457	1:37.647	1:29.024	55.786	102.2	4:02.457	
2	1	3:16.526	56.497	1:24.567	55.462	128.3	7:18.983	
3	1	3:12.031	56.465	1:23.364	52.202	131.3	10:31.014	
4	1	3:57.026	56.318	1:34.741	1:25.967	106.4	14:28.040	
5	1	7:37.253	B 5:19.677	1:25.388	52.188	55.1	22:05.293	
6	1	3:08.584	56.135	1:21.939	50.510	133.7	25:13.877	
7	1	3:08.738	55.810	1:22.036	50.892	133.6	28:22.615	
8	1	3:13.522	55.748	1:24.122	53.652	130.3	31:36.137	
9	1	3:09.762	55.961	1:22.361	51.440	132.9	34:45.899	
10	1	3:06.982	55.880	1:20.573	50.529	134.8	37:52.881	

504		Smyrlis Racing					318ti Cup	
		1.Paul HEINISCH					DMV	
1	1	4:04.464	1:43.532	1:27.903	53.029	101.3	4:04.464	
2	1	3:10.495	56.124	1:22.248	52.123	132.4	7:14.959	
3	1	3:06.767	56.684	1:19.719	50.364	135.0	10:21.726	
4	1	3:57.119	56.553	1:35.390	1:25.176	106.3	14:18.845	
5	1	7:54.193	B 5:43.047	1:20.110	51.036	53.2	22:13.038	
6	1	3:05.264	55.929	1:18.949	50.386	136.1	25:18.302	
7	1	3:06.124	55.929	1:19.934	50.261	135.5	28:24.426	
8	1	3:08.849	55.615	1:21.867	51.367	133.5	31:33.275	
9	1	3:07.765	56.066	1:21.268	50.431	134.3	34:41.040	
10	1	3:05.987	55.973	1:19.677	50.337	135.6	37:47.027	


505		Smyrlis Racing					318ti Cup	
		1.Yanis ANHORN					DMV	
		2.Frank ANHORN						
1	1	4:45.607	2:18.288	1:32.951	54.368	86.7	4:45.607	

506		Smyrlis Racing					318ti Cup	
		1.Ioannis SMYRLIS					DMV	
		2.Christopher RINK						
1	1	4:01.207	1:36.135	1:29.445	55.627	102.7	4:01.207	
2	1	3:24.274	55.737			123.4	7:25.481	
3	1	3:11.722	59.453			131.5	10:37.203	
4	1	3:53.671	55.197	1:36.531	1:21.943	107.9	14:30.874	
5	1	7:41.467	B 5:24.611	1:25.324	51.532	54.6	22:12.341	
6	1	3:03.387	55.456			137.5	25:15.728	
7	1	3:06.060	55.008	1:20.392	50.660	135.5	28:21.788	
8	1	3:25.657	56.628	1:33.649	55.380	122.6	31:47.445	
9	1	3:13.361	55.591			130.4	35:00.806	

508		Hampel Motors Rennsport					318ti Cup	
		1.Theo OEVERHAUS					DMV	
		2.Luca ALPERT						
1	1	4:20.289	1:59.481	1:28.604	52.204	95.2	4:20.289	
2	1	3:07.541	56.149			134.4	7:27.830	
3	1	3:04.334	55.492			136.8	10:32.164	
4	1	4:00.881	57.111	1:41.689	1:22.081	104.7	14:33.045	
5	1	7:11.278	B 4:59.860	1:19.492	51.926	58.5	21:44.323	
6	1	3:06.274	54.824	1:20.452	50.998	135.4	24:50.597	
7	1	3:04.471	54.791			136.7	27:55.068	
8	1	3:03.216	55.193			137.6	30:58.284	
9	1	3:03.336	55.390			137.5	34:01.620	
10	1	3:12.104	55.216	1:23.103	53.785	131.3	37:13.724	

509		Hampel Motors Rennsport					318ti Cup	
		1.Julian REHBERG					DMV	
		2.Manuel BRINKMANN						
1	1	4:18.475	2:01.418	1:24.876	52.181	95.9	4:18.475	
2	1	3:07.377	56.342	1:19.804	51.231	134.6	7:25.852	
3	1	3:03.771	55.393	1:19.032	49.346	137.2	10:29.623	
4	1	3:53.385	54.803	1:32.108	1:26.474	108.0	14:23.008	
5	1	6:57.725	B 4:46.670	1:20.651	50.404	60.4	21:20.733	
6	1	3:04.762	55.844	1:19.083	49.835	136.5	24:25.495	
7	1	3:06.546	55.226	1:19.600	51.720	135.2	27:32.041	
8	1	3:03.910	54.966	1:19.238	49.706	137.1	30:35.951	
9	1	3:03.438	54.885	1:18.840	49.713	137.5	33:39.389	
10	1	4:37.786	B 2:13.835	1:29.605	54.346	90.8	38:17.175	

510		H.A.R.D. Speed Motorsport					318ti Cup	
		1.Christoph REHKAMP					DMV	
1	1	4:45.607	2:18.288	1:32.951	54.368	86.7	4:45.607	



DMV NES 500 & DMV BMW 318ti Cup

SPA EURO RACE


Qualifying

Sector Analysis

— Invalidated Lap ■ Personal Best ■ Session Best B Crossing the pit lane

Lap	D	Time	Sector 1	Sector 2	Sector 3	Kph	Elapsed	Lap	D	Time	Sector 1	Sector 2	Sector 3	Kph	Elapsed
2	1	3:18.991	59.772	1:26.543	52.676	126.7	8:04.598	9	1	3:06.938	56.192	1:20.461	50.285	134.9	35:22.134
3	1	3:19.721	59.441	1:26.668	53.612	126.2	11:24.319	10	1	3:10.677	56.008	1:23.455	51.214	132.2	38:32.811
4	1	4:20.960	1:04.808	1:45.502	1:30.650	96.6	15:45.279	516 Cerny Motorsport 318ti Cup DMV							
5	1	6:53.606	B	4:30.755	1:28.736	54.115	61.0	22:38.885	1.Alexander SCHAPER						
6	1	3:21.907	1:00.333	1:28.254	53.320	124.9	26:00.792	2.Timo KAUL							
7	1	3:22.272	1:00.482	1:27.738	54.052	124.7	29:23.064	1 1 4:05.597 1:42.245 100.9 4:05.597							
8	1	3:18.950	58.933	1:27.133	52.884	126.7	32:42.014	2 1 3:10.352 56.305 1:23.431 50.616 132.5 7:15.949							
9	1	3:19.493	59.293	1:26.516	53.684	126.4	36:01.507	3 1 3:06.534 56.119 1:20.164 50.251 135.2 10:22.483							
10	1	3:17.790	58.882	1:25.520	53.388	127.5	39:19.297	4 1 3:54.878 55.917 107.3 14:17.361							
511 H.A.R.D. Speed Motorsport 318ti Cup DMV								1.Maik KRASKE							
1	1	4:24.331	2:04.107	1:28.220	52.004	93.7	4:24.331	5 1 8:27.058 B 6:14.373 49.7 22:44.419							
2	1	3:05.305	55.603	1:19.860	49.842	136.1	7:29.636	6 1 3:09.181 56.304 133.3 25:53.600							
3	1	3:04.054	55.438	1:18.920	49.696	137.0	10:33.690	7 1 3:09.704 56.649 132.9 29:03.304							
4	1	3:55.938	55.216	1:38.616	1:22.106	106.9	14:29.628	8 1 3:13.895 56.711 130.0 32:17.199							
5	1	7:11.028	B	4:57.934	1:21.921	51.173	58.5	21:40.656	9 1 3:06.955 56.152 134.9 35:24.154						
6	1	3:13.929	57.022	1:22.645	54.262	130.0	24:54.585	10 1 3:11.575 55.959 131.6 38:35.729							
7	1	3:03.938	55.082	1:19.161	49.695	137.1	27:58.523	517 Cerny Motorsport 318ti Cup DMV							
8	1	3:04.573	55.202	1:19.327	50.044	136.6	31:03.096	1.Dennis URGATZ							
9	1	3:03.490	55.223	1:18.683	49.584	137.4	34:06.586	2.Henry CERNY							
10	1	3:05.021	55.228	1:19.263	50.530	136.3	37:11.607	1 1 3:52.549 1:32.382 1:27.666 52.501 106.5 3:52.549							
512 ATT Racing 318ti Cup DMV								1.Martin SCHRÖDER							
1	1	6:00.948	3:30.058	1:34.747	56.143	68.6	6:00.948	2 1 3:06.711 56.293 1:21.369 49.049 135.0 6:59.260							
2	1	3:26.755	1:00.956	1:28.945	56.854	122.0	9:27.703	3 1 3:05.861 54.588 1:22.341 48.932 135.7 10:05.121							
3	1	3:26.378	58.906	1:25.616	1:01.856	122.2	12:54.081	4 1 3:42.760 54.501 1:21.695 1:26.564 113.2 13:47.881							
4	1	8:55.954	B	6:36.837	1:25.948	53.169	47.0	21:50.035	5 1 7:51.569 B 5:36.349 1:23.318 51.902 53.5 21:39.450						
5	1	3:15.698	58.828	1:24.197	52.673	128.8	25:05.733	6 1 3:04.813 55.027 136.4 24:44.263							
6	1	3:14.035	58.233	1:23.750	52.052	129.9	28:19.768	7 1 3:04.617 54.898 1:21.135 48.584 136.6 27:48.880							
7	1	3:13.824	57.232	1:23.588	53.004	130.1	31:33.592	8 1 3:02.834 54.897 1:19.115 48.822 137.9 30:51.714							
8	1	3:11.358	57.790	1:22.202	51.366	131.8	34:44.950	9 1 3:02.551 54.886 138.1 33:54.265							
9	1	3:23.736	57.349	1:26.609	59.778	123.8	38:08.686	10 1 3:21.877 55.690 1:23.804 1:02.383 124.9 37:16.142							
514 Rosam Motorsport 318ti Cup DMV								1.Max ROSAM							
1	1	6:22.252	3:29.562	1:55.353	57.337	64.8	6:22.252	518 Cerny Motorsport 318ti Cup DMV							
2	1	3:06.397	56.158			135.3	9:28.649	1.Stefan HAHNE							
3	1	3:12.086	55.848	1:19.342	56.896	131.3	12:40.735	2.Klaus WAIBEL							
4	1	9:35.860	B	7:21.939	1:23.094	50.827	43.8	22:16.595	1 1 4:08.084 1:43.172 1:32.110 52.802 99.9 4:08.084						
515 Rosam Motorsport 318ti Cup DMV								1.Marc KROMBACH							
515 Rosam Motorsport 318ti Cup DMV								2.Perry MÜLLER							
1	1	5:14.144	2:32.588	1:48.913	52.643	78.9	5:14.144	2 1 3:09.898 57.374 1:21.974 50.550 132.8 7:17.982							
2	1	3:09.484	56.670	1:21.931	50.883	133.1	8:23.628	3 1 3:10.101 56.537 1:23.097 50.467 132.6 10:28.083							
3	1	3:08.656	57.047	1:21.454	50.155	133.7	11:32.284	4 1 3:56.262 56.167 1:33.359 1:26.736 106.7 14:24.345							
4	1	4:17.367	1:02.228	1:44.034	1:31.105	98.0	15:49.651	5 1 7:23.744 B 5:10.731 1:22.380 50.633 56.8 21:48.089							
5	1	6:56.010	B	4:32.417	1:24.900	58.693	60.6	22:45.661	6 1 3:10.776 56.705 1:21.793 52.278 132.2 24:58.865						
6	1	3:12.053	57.176	1:22.602	52.275	131.3	25:57.714	7 1 3:18.484 56.735 1:21.399 1:00.350 127.0 28:17.349							
7	1	3:07.999	56.020	1:21.177	50.802	134.1	29:05.713	8 1 3:08.981 56.201 1:21.510 51.270 133.4 31:26.330							
8	1	3:09.483	55.772	1:21.464	52.247	133.1	32:15.196	9 1 3:09.731 57.177 1:22.210 50.344 132.9 34:36.061							
519 Cerny Motorsport 318ti Cup DMV								1.Tomas PLATOW							
519 Cerny Motorsport 318ti Cup DMV								2.Michael STUTZKE							
1	1	3:53.037	1:33.086	1:27.659	52.292	106.3	3:53.037	10 1 3:08.466 55.784 1:21.408 51.274 133.8 37:44.527							
2	1	3:07.439	56.351	1:21.231	49.857	134.5	7:00.476	1 1 4:08.084 1:43.172 1:32.110 52.802 99.9 4:08.084							
3	1	3:07.175	55.270	1:21.356	50.549	134.7	10:07.651	2 1 3:09.898 57.374 1:21.974 50.550 132.8 7:17.982							
4	1	3:41.573	55.190	1:20.652	1:25.731	113.8	13:49.224	3 1 3:10.101 56.537 1:23.097 50.467 132.6 10:28.083							
5	1	9:37.250	B	7:26.291	1:20.393	50.566	43.7	23:26.474	4 1 3:56.262 56.167 1:33.359 1:26.736 106.7 14:24.345						
6	1	3:04.461	55.536	1:18.722	50.203	136.7	26:30.935	5 1 7:23.744 B 5:10.731 1:22.380 50.633 56.8 21:48.089							
7	1	3:03.708	55.618	1:18.284	49.806	137.3	29:34.643	6 1 3:10.776 56.705 1:21.793 52.278 132.2 24:58.865							
8	1	3:05.781	55.674	1:19.045	51.062	135.7	32:40.424	7 1 3:18.484 56.735 1:21.399 1:00.350 127.0 28:17.349							






DMV NES 500 & DMV BMW 318ti Cup SPA EURO RACE Qualifying

Sector Analysis

— Invalidated Lap ■ Personal Best ■ Session Best B Crossing the pit lane

Lap	D	Time	Sector 1	Sector 2	Sector 3	Kph	Elapsed	Lap	D	Time	Sector 1	Sector 2	Sector 3	Kph	Elapsed
520		JAS Rennsport				318ti Cup DMV		528		ATT Racing				318ti Cup DMV	
		1.Eva GIESE								1.Marius SCHÄFER				2.Ralph SCHÖN	
9	1	3:09.977	55.166	1:22.816	51.995	132.7	35:50.401	9	1	3:07.032	56.514			134.8	33:50.496
10	1	3:04.099	55.636	1:18.496	49.967	137.0	38:54.500	10	1	3:03.895	54.750	1:19.393	49.752	137.1	36:54.391
1	1	4:26.215	2:00.776			93.1	4:26.215	1	1	5:45.213	3:21.491	1:30.443	53.279	71.8	5:45.213
2	1	3:12.441	57.968	1:23.016	51.457	131.0	7:38.656	2	1	3:16.869	58.623	1:25.198	53.048	128.1	9:02.082
3	1	3:13.611	57.325	1:25.334	50.952	130.2	10:52.267	3	1	3:24.935	57.343	1:27.197	1:00.395	123.0	12:27.017
4	1	3:53.116	56.767	1:37.168	1:19.181	108.2	14:45.383	4	1	9:10.448 B	6:53.950	1:23.792	52.706	45.8	21:37.465
5	1	8:10.462 B	5:49.260	1:28.438	52.764	51.4	22:55.845	5	1	3:14.926	58.155	1:24.553	52.218	129.4	24:52.391
6	1	3:13.080	57.193	1:24.280	51.607	130.6	26:08.925	6	1	3:12.859	57.227	1:21.641	53.991	130.7	28:05.250
7	1	3:09.954	56.698	1:21.972	51.284	132.7	29:18.879	7	1	3:10.774	57.804			132.2	31:16.024
8	1	3:09.290	56.726	1:21.056	51.508	133.2	32:28.169	8	1	3:12.561	57.273	1:22.992	52.296	130.9	34:28.585
9	1	3:09.449	56.679	1:20.967	51.803	133.1	35:37.618	9	1	3:12.300	57.316	1:21.968	53.016	131.1	37:40.885
10	1	3:11.150	56.713			131.9	38:48.768								
523		KTW4 Racing		3.Kira HERMANN		BMW 318ti Cup NES 2		529		ATT Racing				318ti Cup DMV	
		1.Welf HERMANN		2.Tanita HERMANN						1.Lennart WOLF					
1	1	4:54.695	2:24.355	1:34.758	55.582	84.1	4:54.695	1	1	5:43.342	3:19.688	1:29.038	54.616	72.2	5:43.342
2	1	3:11.446	58.036	1:22.253	51.157	131.7	8:06.141	2	1	3:15.053	57.896			129.3	8:58.395
3	1	3:08.852	57.635	1:20.682	50.535	133.5	11:14.993	3	1	9:00.775	57.571			46.6	17:59.170
4	1	4:10.924	1:02.051	1:52.591	1:16.282	100.5	15:25.917	4	1	5:57.362 B	3:36.687			70.6	23:56.532
5	1	7:03.279 B	4:50.857	1:21.186	51.236	59.6	22:29.196	5	1	3:14.150	57.532			129.9	27:10.682
6	1	3:07.418	56.620	1:19.804	50.994	134.5	25:36.614	6	1	3:13.340	58.162			130.4	30:24.022
7	1	3:07.339	56.688	1:19.704	50.947	134.6	28:43.953	7	1	3:17.456	1:00.005			127.7	33:41.478
8	1	3:06.429	56.334	1:19.655	50.440	135.2	31:50.382								
9	1	3:05.806	56.105	1:18.970	50.731	135.7	34:56.188								
10	1	3:06.213	56.326	1:19.436	50.451	135.4	38:02.401								
524		KTW4 Racing				318ti Cup DMV		530		Freude am Fahren				BMW 328i ST E36 NES 3	
		1.Linus JANSEN								1.Thomas ROEPKE				2.Alex PAWLOW	
1	1	4:39.982	2:22.640	1:25.492	51.850	88.5	4:39.982	1	1	4:20.012	2:06.494	1:23.991	49.527	95.3	4:20.012
2	1	3:06.682	56.022			135.1	7:46.664	2	1	3:03.797	52.097	1:18.031	53.669	137.2	7:23.809
3	1	3:06.779	55.979	1:20.731	50.069	135.0	10:53.443	3	1	3:02.595	51.552	1:20.247	50.796	138.1	10:26.404
4	1	3:51.184	55.562	1:36.232	1:19.390	109.1	14:44.627	4	1	3:48.747	51.306	1:29.387	1:28.054	110.2	14:15.151
5	1	6:58.286 B	4:48.773	1:19.402	50.111	60.3	21:42.913	5	1	9:20.885 B	7:13.327	1:19.907	47.651	45.0	23:36.036
6	1	3:06.208	55.646	1:20.408	50.154	135.4	24:49.121	6	1	2:58.054	51.939	1:18.424	47.691	141.6	26:34.090
7	1	3:06.283	55.672	1:20.280	50.331	135.4	27:55.404	7	1	2:56.327	51.822	1:17.468	47.037	143.0	29:30.417
8	1	3:05.878	55.049	1:19.583	51.246	135.6	31:01.282	8	1	2:56.941	52.097			142.5	32:27.358
9	1	3:05.721	56.291	1:18.978	50.452	135.8	34:07.003	9	1	3:05.324	51.623			136.1	35:32.682
10	1	3:07.455	56.677	1:19.438	51.340	134.5	37:14.458	10	1	3:08.358	51.411			133.9	38:41.040
526		PR Motorsport				318ti Cup DMV		531		1.Marco POLAND				NES 3	
		1.Florian KRAMER								2.Jordin POLAND					
1	1	3:50.968	1:32.577			107.3	3:50.968	1	1	4:38.965	2:16.568	1:29.639	52.758	88.8	4:38.965
2	1	3:06.485	56.007			135.2	6:57.453	2	1	3:04.338	55.038	1:19.606	49.694	136.8	7:43.303
3	1	3:09.106	55.240			133.3	10:06.559	3	1	3:03.431	54.489	1:20.815	48.127	137.5	10:46.734
4	1	3:44.429	55.208	1:22.901	1:26.320	112.3	13:50.988	4	1	3:48.536	53.628	1:35.448	1:19.460	110.3	14:35.270
5	1	7:30.600 B	5:17.877	1:21.280	51.443	56.0	21:21.588	5	1	7:32.115 B	5:15.054	1:23.777	53.284	55.8	22:07.385
6	1	3:04.937	55.690			136.3	24:26.525	6	1	3:03.798	54.297	1:21.225	48.276	137.2	25:11.183
7	1	3:03.779	55.275	1:19.022	49.482	137.2	27:30.304	7	1	3:02.409	54.387	1:19.725	48.297	138.2	28:13.592
8	1	3:13.160	55.118			130.5	30:43.464	8	1	3:01.195	54.237	1:19.294	47.664	139.2	31:14.787
								9	1	3:03.241	55.956	1:19.413	47.872	137.6	34:18.028
								10	1	3:02.243	54.006	1:20.394	47.843	138.4	37:20.271



DMV NES 500 & DMV BMW 318ti Cup


SPA EURO RACE

Qualifying

Sector Analysis

— Invalidated Lap ■ Personal Best ■ Session Best B Crossing the pit lane

Lap D	Time	Sector 1	Sector 2	Sector 3	Kph	Elapsed	Lap D	Time	Sector 1	Sector 2	Sector 3	Kph	Elapsed		
542	KTW4 Racing BMW 318ti Cup						1. Welf HERMANN 2. Dominic MICHEEL	1	1	3:27.811	1:17.074	1:19.630	51.107	119.2	3:27.811
	2	1	2:42.532	46.927	1:12.954	42.651		155.1	6:10.343						
	3	1	2:45.629	46.576	1:12.357	46.696		152.2	8:55.972						
	4	1	2:42.492	46.252	1:12.277	43.963		155.2	11:38.464						
	5	1	4:16.078	59.002	1:44.900	1:32.176		98.5	15:54.542						
	6	1	7:24.789 B	4:35.816	1:47.549	1:01.424		56.7	23:19.331						
	7	1	2:43.764	46.561	1:13.295	43.908		154.0	26:03.095						
	8	1	3:24.301	50.336	1:37.416	56.549		123.4	29:27.396						
	9	1	2:45.763	46.027	1:12.906	46.830		152.1	32:13.159						
	10	1	2:44.110	46.598	1:13.828	43.684		153.6	34:57.269						
	550	Spirit Racing Renault Clio 7						1. Rob NIEMANN 2. Simon KNAP	1	1	3:57.294	1:47.427	1:21.968	47.899	104.4
2		1	2:49.222	49.221	1:15.408	44.593	149.0		6:46.516						
3		1	7:35.292	47.244	2:59.673	3:48.375	55.4		14:21.808						
4		1	6:53.080 B	4:51.265	1:17.465	44.350	61.0		21:14.888						
5		1	3:12.806	47.241	1:14.071	1:11.494	130.8		24:27.694						
6		1	12:51.585 B	...	1:21.911	49.291	32.7		37:19.279						
6		1	2:56.153	50.329	1:18.541	47.283	143.1		24:50.653						
552	Spirit Racing Renault Clio 4						1. John VD VOORT 2. Raymond KOPER	1	1	4:41.817	2:00.400	1:48.769	52.648	87.9	4:41.817
	2	1	3:05.475	55.097	1:22.717	47.661		135.9	7:47.292						
	3	1	3:01.566	51.531	1:21.515	48.520		138.9	10:48.858						
	4	1	3:51.823	51.358	1:37.220	1:23.245		108.8	14:40.681						
	5	1	7:13.819 B	5:06.161	1:21.099	46.559		58.1	21:54.500						
	6	1	2:56.153	50.329	1:18.541	47.283		143.1	24:50.653						
	7	1	2:55.502	49.498	1:19.482	46.522		143.7	27:46.155						
	8	1	2:52.396	49.595	1:17.032	45.769		146.3	30:38.551						
	9	1	2:52.527	49.801	1:17.361	45.365		146.1	33:31.078						
	10	1	2:53.701	49.697	1:18.325	45.679		145.2	36:24.779						
	553	faktor-t NES 5						1. Frank BORCHELD 2. Hans-Joachim RICHERT	1	1	5:37.719	3:18.143	1:31.051	48.525	73.4
2		1	2:50.355	50.130	1:15.458	44.767	148.0		8:28.074						
3		1	2:49.967	49.610	1:16.338	44.019	148.3		11:18.041						
4		1	3:59.405	48.979	1:47.773	1:22.653	105.3		15:17.446						
5		1	7:55.232 B	5:48.114	1:16.775	50.343	53.1		23:12.678						
6		1	2:47.125	47.497	1:14.760	44.868	150.9		25:59.803						
7		1	2:46.225	47.735	1:14.279	44.211	151.7		28:46.028						
8		1	2:48.500	47.542	1:14.164	46.794	149.6		31:34.528						
9		1	2:46.489	47.664	1:14.577	44.248	151.4		34:21.017						
10		1	2:46.345	46.938	1:14.620	44.787	151.6		37:07.362						
555		nano Racing VW Scirocco Cup R							1. Pia OHLSSON 2. Philipp EIS	1	1	3:43.775	1:27.081	1:26.580	50.114
	2	1	2:47.690	47.761	1:16.438	43.491	150.4	6:31.465							
3	1	2:44.669	46.417	1:13.449	44.803	153.1	9:16.134								
558	Wimmer Werk Motorsport NES 8						1. Günther WIESMEIER 2. Daniel LEMMERHOF	1	1	3:42.730	1:27.567	1:27.398	47.765	111.2	3:42.730
	2	1	2:51.453	48.305	1:19.303	43.845		147.1	6:34.183						
	3	1	2:44.479	46.384	1:15.243	42.852		153.3	9:18.662						
	4	1	2:49.756	45.666	1:17.261	46.829		148.5	12:08.418						
	5	1	8:51.922 B	6:46.253	1:19.479	46.190		47.4	21:00.340						
	6	1	2:49.883	46.112	1:15.436	48.335		148.4	23:50.223						
	7	1	2:42.231	45.899	1:12.776	43.556		155.4	26:32.454						
	8	1	2:42.197	45.934	1:13.645	42.618		155.5	29:14.651						
	9	1	2:44.867	45.975	1:16.163	42.729		152.9	31:59.518						
	10	1	2:42.977	45.488	1:15.055	42.434		154.7	34:42.495						
	11	1	2:44.981	46.110	1:15.598	43.273		152.8	37:27.476						
587	Wimmer Werk Motorsport Seat Cupra TCR						1. Hans PETER EDER 2. Marcel KRAILLER	1	1	3:43.775	1:27.081	1:26.580	50.114	110.7	3:43.775
	2	1	2:47.690	47.761	1:16.438	43.491		150.4	6:31.465						
	3	1	2:44.669	46.417	1:13.449	44.803		153.1	9:16.134						



DMV NES 500 & DMV BMW 318ti Cup

SPA EURO RACE

Qualifying

Sector Analysis

— Invalidated Lap ■ Personal Best ■ Session Best B Crossing the pit lane

Lap	D	Time	Sector 1	Sector 2	Sector 3	Kph	Elapsed	Lap	D	Time	Sector 1	Sector 2	Sector 3	Kph	Elapsed
4	1	3:00.379	46.728	1:19.312	54.339	139.8	12:16.513	11	1	2:42.087	45.283	1:14.499	42.305	155.6	37:09.661

589 Wimmer Werk Motorsport								981 Sports-Car-Travel							
1.Dominik HASELSTEINER								1.Martin RICHTER							
2.Peter GROSS								2.Thorsten TÖPEL							
Seat Cupra TCR NES 8								Porsche Cayman GT4 CS NES 8							
1	1	3:31.508	1:20.974	1:23.670	46.864	117.1	3:31.508	1	1	4:14.796	1:56.304	1:28.222	50.270	97.2	4:14.796
2	1	2:41.463	46.383			156.2	6:12.971	2	1	2:54.276	49.825	1:18.520	45.931	144.7	7:09.072
3	1	2:39.072	45.134	1:12.036	41.902	158.5	8:52.043	3	1	2:47.850	46.461	1:18.356	43.033	150.2	9:56.922
4	1	2:39.598	44.836			158.0	11:31.641	4	1	4:44.709 B	1:45.914	1:35.426	1:23.369	88.6	14:41.631
5	1	4:14.547	58.412	1:45.624	1:30.511	99.1	15:46.188	5	1	6:22.548 B	4:20.273	1:19.264	43.011	65.9	21:04.179
6	1	6:25.909 B	4:28.103			65.3	22:12.097	6	1	2:42.102	45.376	1:13.876	42.850	155.5	23:46.281
7	1	2:46.055	48.114	1:13.428	44.513	151.8	24:58.152	7	1	2:44.485	45.436	1:14.953	44.096	153.3	26:30.766
8	1	2:48.161	50.712	1:14.525	42.924	149.9	27:46.313	8	1	4:25.150 B	2:21.048	1:18.285	45.817	95.1	30:55.916
9	1	2:42.363	44.881	1:15.336	42.146	155.3	30:28.676	9	1	2:48.383	46.936	1:16.224	45.223	149.7	33:44.299
10	1	2:37.939	45.200			159.6	33:06.615	10	1	2:45.971	47.961	1:14.589	43.421	151.9	36:30.270
11	1	2:37.881	44.487			159.7	35:44.496								
12	1	2:48.814	46.337	1:16.337	46.140	149.4	38:33.310								

595 Duller Motorsport								911 Schmickler Performance powered by							
1.Daniel KEILWITZ								1.Rolf BECKER							
2.Siegfried KUZDAS								2.Stefan SCHMICKLER							
3.Herwig DULLER								Schmickler Performance by Ravenol							
M3 GTR E46 NES 9								1.Helmut BAUMANN							
								2.Horst BAUMANN							
								Porsche 991 NES 7							
1	1	3:32.693	1:23.602	1:23.128	45.963	116.5	3:32.693	1	1	4:13.904	2:03.495	1:23.171	47.238	97.6	4:13.904
2	1	2:37.541	45.063	1:11.110	41.368	160.0	6:10.234	2	1	2:51.266	49.454	1:17.958	43.854	147.2	7:05.170
3	1	2:40.735	46.249	1:12.057	42.429	156.9	8:50.969	3	1	2:47.569	48.084	1:15.985	43.500	150.5	9:52.739
4	1	2:34.359	43.435	1:10.276	40.648	163.3	11:25.328	4	1	3:02.050	47.933	1:14.277	59.840	138.5	12:54.789
5	1	12:42.821 B	...	1:11.707	42.676	33.1	24:08.149	5	1	8:04.747 B	6:05.039	1:15.773	43.935	52.0	20:59.536
6	1	2:32.466	43.527	1:08.760	40.179	165.4	26:40.615	6	1	2:44.217	46.203	1:15.418	42.596	153.5	23:43.753

595 Duller Motorsport								911 Schmickler Performance powered by							
1.Daniel KEILWITZ								1.Rolf BECKER							
2.Siegfried KUZDAS								2.Stefan SCHMICKLER							
3.Herwig DULLER								Schmickler Performance by Ravenol							
M3 GTR E46 NES 9								1.Helmut BAUMANN							
								2.Horst BAUMANN							
								Porsche 991 NES 7							
1	1	3:32.693	1:23.602	1:23.128	45.963	116.5	3:32.693	1	1	4:13.904	2:03.495	1:23.171	47.238	97.6	4:13.904
2	1	2:37.541	45.063	1:11.110	41.368	160.0	6:10.234	2	1	2:51.266	49.454	1:17.958	43.854	147.2	7:05.170
3	1	2:40.735	46.249	1:12.057	42.429	156.9	8:50.969	3	1	2:47.569	48.084	1:15.985	43.500	150.5	9:52.739
4	1	2:34.359	43.435	1:10.276	40.648	163.3	11:25.328	4	1	3:02.050	47.933	1:14.277	59.840	138.5	12:54.789
5	1	12:42.821 B	...	1:11.707	42.676	33.1	24:08.149	5	1	8:04.747 B	6:05.039	1:15.773	43.935	52.0	20:59.536
6	1	2:32.466	43.527	1:08.760	40.179	165.4	26:40.615	6	1	2:44.217	46.203	1:15.418	42.596	153.5	23:43.753
7	1	2:44.690	46.289	1:14.324	44.077	153.1	26:28.443	7	1	2:44.690	46.289	1:14.324	44.077	153.1	26:28.443
8	1	2:43.453	46.023	1:14.406	43.024	154.3	29:11.896	8	1	2:43.453	46.023	1:14.406	43.024	154.3	29:11.896
9	1	2:42.288	46.391	1:13.389	42.508	155.4	31:54.184	9	1	2:42.288	46.391	1:13.389	42.508	155.4	31:54.184
10	1	2:42.900	46.010	1:13.664	43.226	154.8	34:37.084	10	1	2:42.900	46.010	1:13.664	43.226	154.8	34:37.084
11	1	2:46.549	47.761	1:14.505	44.283	151.4	37:23.633	11	1	2:46.549	47.761	1:14.505	44.283	151.4	37:23.633

595 Duller Motorsport								911 Schmickler Performance powered by							
1.Daniel KEILWITZ								1.Rolf BECKER							
2.Siegfried KUZDAS								2.Stefan SCHMICKLER							
3.Herwig DULLER								Schmickler Performance by Ravenol							
M3 GTR E46 NES 9								1.Helmut BAUMANN							
								2.Horst BAUMANN							
								Porsche Cayman 718 GT4 NES 9							
1	1	4:21.297	2:17.055	1:19.113	45.129	94.8	4:21.297	1	1	4:21.297	2:17.055	1:19.113	45.129	94.8	4:21.297
2	1	2:46.171	46.123	1:15.956	44.092	151.7	7:07.468	2	1	2:46.171	46.123	1:15.956	44.092	151.7	7:07.468
3	1	2:40.962	45.376	1:12.336	43.250	156.6	9:48.430	3	1	2:40.962	45.376	1:12.336	43.250	156.6	9:48.430
4	1	2:51.618	45.395	1:13.339	52.884	146.9	12:40.048	4	1	2:51.618	45.395	1:13.339	52.884	146.9	12:40.048
5	1	8:18.387 B	6:20.948	1:14.024	43.415	50.6	20:58.435	5	1	8:18.387 B	6:20.948	1:14.024	43.415	50.6	20:58.435
6	1	2:40.209	44.836	1:12.873	42.500	157.4	23:38.644	6	1	2:40.209	44.836	1:12.873	42.500	157.4	23:38.644
7	1	2:39.876	45.191	1:12.649	42.036	157.7	26:18.520	7	1	2:39.876	45.191	1:12.649	42.036	157.7	26:18.520
8	1	2:45.183	45.231	1:15.648	44.304	152.6	29:03.703	8	1	2:45.183	45.231	1:15.648	44.304	152.6	29:03.703
9	1	2:40.710	45.320	1:13.027	42.363	156.9	31:44.413	9	1	2:40.710	45.320	1:13.027	42.363	156.9	31:44.413
10	1	2:43.161	45.557	1:13.854	43.750	154.5	34:27.574	10	1	2:43.161	45.557	1:13.854	43.750	154.5	34:27.574