

# DMV NES 500 & DMV BMW 318ti Cup

## SPA EURO RACE

### Race

#### Sector Analysis

— Invalidated Lap    ■ Personal Best    ■ Session Best    **B** Crossing the pit lane

Lap	D	Time	Sector 1	Sector 2	Sector 3	Kph	Elapsed	Lap	D	Time	Sector 1	Sector 2	Sector 3	Kph	Elapsed
10	<b>Max Kruse Racing</b> VW Golf GTI TCR 1.Gustavo XAVIER 3.Marcos COSTANTINI NES 8 2.Charles DAWSON							54	1	2:40.256	45.498	1:12.472	42.286	157.3	2:56:38.382
	55	1	2:38.356	45.633	1:10.722	42.001	159.2	2:59:16.738							
	56	1	<b>2:37.949</b>	<b>45.360</b>	1:10.766	<b>41.823</b>	159.6	3:01:54.687							
13	<b>Max Kruse Racing</b> VW Golf GTI TCR 1.Benny LEUCHTER NES 8 2.Kim BERWANGER							1	1	2:43.943	48.710	1:12.566	42.667	151.1	2:43.943
	2	1	4:29.509	1:16.585	1:55.135	1:17.789	93.6	7:13.452							
	3	1	4:30.652	1:27.256	2:10.664	52.732	93.2	11:44.104							
4	1	2:36.066	45.256	1:10.282	40.528	161.6	14:20.170								
5	1	<b>2:34.133</b>	44.267	<b>1:09.347</b>	<b>40.519</b>	163.6	16:54.303								
6	1	2:34.730	44.287	1:09.759	40.684	163.0	19:29.033								
7	1	2:59.726	44.212	1:21.357	54.157	140.3	22:28.759								
8	1	5:00.627	1:05.177	2:24.315	1:31.135	83.9	27:29.386								
9	1	5:12.761	1:37.186	2:15.917	1:19.658	80.6	32:42.147								
10	1	4:10.994	1:16.745	1:45.563	1:08.686	100.5	36:53.141								
11	1	2:36.449	44.888	1:10.563	40.998	161.2	39:29.590								
12	1	2:35.341	44.312	1:10.249	40.780	162.3	42:04.931								
13	1	2:35.296	44.440	1:10.102	40.754	162.4	44:40.227								
14	1	2:38.127	<b>44.085</b>	1:10.920	43.122	159.5	47:18.354								
15	1	2:47.355	45.079	1:13.095	49.181	150.7	50:05.709								
16	1	4:18.386	1:13.618	1:52.634	1:12.134	97.6	54:24.095								
17	1	4:26.489	1:20.536	1:53.099	1:12.854	94.6	58:50.584								
18	1	2:36.932	45.307	1:10.324	41.301	160.7	1:01:27.516								
19	1	2:36.287	44.770	1:10.469	41.048	161.3	1:04:03.803								
20	1	2:36.793	44.202	1:11.012	41.579	160.8	1:06:40.596								
21	1	6:51.636	<b>B</b>	4:54.011	1:13.961	43.664	61.3	1:13:32.232							
22	1	2:42.417	46.304	1:12.917	43.196	155.2	1:16:14.649								
23	1	2:40.545	45.427	1:11.634	43.484	157.1	1:18:55.194								
24	1	2:40.263	45.932	1:11.607	42.724	157.3	1:21:35.457								
25	1	2:38.878	45.324	1:11.770	41.784	158.7	1:24:14.335								
26	1	2:40.539	45.952	1:12.704	41.883	157.1	1:26:54.874								
27	1	2:40.364	46.427	1:12.252	41.685	157.2	1:29:35.238								
28	1	2:38.889	45.770	1:11.473	41.646	158.7	1:32:14.127								
29	1	2:39.752	45.565	1:11.703	42.484	157.8	1:34:53.879								
30	1	2:43.340	46.593	1:13.393	43.354	154.4	1:37:37.219								
31	1	2:42.950	47.008	1:14.075	41.867	154.7	1:40:20.169								
32	1	2:42.698	45.252	1:12.291	45.155	155.0	1:43:02.867								
33	1	2:40.544	45.444	1:12.779	42.321	157.1	1:45:43.411								
34	1	2:43.563	46.714	1:14.948	41.901	154.2	1:48:26.974								
35	1	2:39.790	45.592	1:12.380	41.818	157.8	1:51:06.764								
36	1	6:52.399	<b>B</b>	4:56.048	1:14.485	41.866	61.1	1:57:59.163							
37	1	2:44.941	47.528	1:14.144	43.269	152.9	2:00:44.104								
38	1	2:40.110	45.966	1:12.300	41.844	157.5	2:03:24.214								
39	1	2:40.130	45.712	1:12.515	41.903	157.5	2:06:04.344								
40	1	2:43.070	47.829	1:12.776	42.465	154.6	2:08:47.414								
41	1	2:58.145	45.598	1:21.449	51.098	141.5	2:11:45.559								
42	1	3:07.251	50.460	1:22.466	54.325	134.7	2:14:52.810								
43	1	3:09.619	53.564	1:25.672	50.383	133.0	2:18:02.429								
44	1	3:13.468	52.562	1:30.349	50.557	130.3	2:21:15.897								
45	1	3:57.748	54.814	1:51.952	1:10.982	106.1	2:25:13.645								
46	1	7:04.686	<b>B</b>	5:05.132	1:14.407	45.147	59.4	2:32:18.331							
47	1	2:42.153	46.066	1:13.088	42.999	155.5	2:35:00.484								
48	1	3:26.491	<b>B</b>	1:31.920	1:12.550	42.021	122.1	2:38:26.975							
49	1	2:39.454	45.436	1:11.995	42.023	158.1	2:41:06.429								
50	1	2:39.513	45.391	1:11.930	42.192	158.1	2:43:45.942								
















# DMV NES 500 & DMV BMW 318ti Cup

## SPA EURO RACE

### Race

### Sector Analysis


— Invalidated Lap    ■ Personal Best    ■ Session Best    ■ Crossing the pit lane

Lap	D	Time	Sector 1	Sector 2	Sector 3	Kph	Elapsed	Lap	D	Time	Sector 1	Sector 2	Sector 3	Kph	Elapsed
<b>406</b> MDM Racing 1. Michael WEINGÄRTNER 2. Sascha KELLERMANN								318ti Cup DMV							
1	1	5:33.583	2:54.816	1:44.929	53.838	74.3	5:33.583	1	1	5:18.082	2:41.639	1:44.628	51.815	77.9	5:18.082
2	1	3:16.771	59.822	1:25.667	51.282	128.1	8:50.354	2	1	3:13.684	56.844	1:26.308	50.532	130.2	8:31.766
3	1	3:52.705	56.322	1:58.243	58.140	108.4	12:43.059	3	1	3:57.248	55.496	2:03.777	57.975	106.3	12:29.014
4	1	28:10.473	56.122	...	54.644	14.9	40:53.532	4	1	3:05.265	55.683	1:19.513	50.069	136.1	15:34.279
5	1	3:17.564	57.189	1:26.709	53.666	127.6	44:11.096	5	1	3:06.747	55.788	1:20.172	50.787	135.0	18:41.026
6	1	3:14.098	56.918	1:24.280	52.900	129.9	47:25.194	6	1	3:07.014	55.397	1:20.137	51.480	134.8	21:48.040
7	1	3:11.608	55.852	1:23.819	51.937	131.6	50:36.802	7	1	3:19.474	56.667	1:31.395	51.412	126.4	25:07.514
8	1	4:08.484	1:01.501	1:52.378	1:14.605	101.5	54:45.286	8	1	3:15.201	57.336	1:27.007	50.858	129.2	28:22.715
9	1	4:26.064	1:24.894	1:44.652	1:16.518	94.8	59:11.350	9	1	5:13.503	1:42.038	2:03.881	1:27.584	80.4	33:36.218
10	1	8:10.306	5:49.625	1:28.810	51.871	51.4	1:07:21.656	10	1	3:59.749	1:17.801	1:29.971	1:11.977	105.2	37:35.967
11	1	3:15.780	58.201	1:25.872	51.707	128.8	1:10:37.436	11	1	3:23.588	55.670	1:19.699	1:08.219	123.8	40:59.555
12	1	3:18.066	57.138	1:27.845	53.083	127.3	1:13:55.502	12	1	3:10.331	56.143	1:21.590	52.598	132.5	44:09.886
13	1	3:14.751	57.856	1:25.234	51.661	129.5	1:17:10.253	13	1	3:10.950	57.105	1:22.759	51.086	132.0	47:20.836
14	1	3:14.914	56.836	1:26.203	51.875	129.4	1:20:25.167	14	1	3:13.751	56.027	1:25.936	51.788	130.1	50:34.587
15	1	3:11.605	56.311	1:24.465	50.829	131.6	1:23:36.772	15	1	4:09.001	1:02.456	1:52.055	1:14.490	101.3	54:43.588
16	1	3:11.458	56.370	1:24.492	50.596	131.7	1:26:48.230	16	1	4:26.060	1:24.483	1:45.427	1:16.150	94.8	59:09.648
17	1	3:11.757	56.276	1:24.903	50.578	131.5	1:29:59.987	17	1	3:10.367	56.294	1:22.378	51.695	132.5	1:02:20.015
18	1	3:12.783	56.101	1:25.429	51.253	130.8	1:33:12.770	18	1	3:09.212	55.557	1:22.188	51.467	133.3	1:05:29.227
19	1	3:17.678	59.478	1:27.614	50.586	127.6	1:36:30.448	19	1	3:07.357	55.790	1:20.588	50.979	134.6	1:08:36.584
20	1	3:09.832	55.778	1:22.628	51.426	132.8	1:39:40.280	20	1	3:07.184	55.701	1:21.075	50.408	134.7	1:11:43.768
21	1	3:11.267	56.090	1:24.316	50.861	131.8	1:42:51.547	21	1	7:16.494	5:01.455	1:22.818	52.221	57.8	1:19:00.262
22	1	3:10.323	56.424	1:23.265	50.634	132.5	1:46:01.870	22	1	3:10.958	56.439	1:22.259	52.260	132.0	1:22:11.220
23	1	3:12.191	55.852	1:25.609	50.730	131.2	1:49:14.061	23	1	3:11.606	56.276	1:21.630	53.700	131.6	1:25:22.826
24	1	3:11.170	56.232	1:23.057	51.881	131.9	1:52:25.231	24	1	3:10.523	57.504	1:20.796	52.223	132.3	1:28:33.349
25	1	3:12.339	57.562	1:24.787	49.990	131.1	1:55:37.570	25	1	3:08.485	56.455	1:20.548	51.482	133.8	1:31:41.834
<b>422</b> East Racing Motorsport 1. Torsten DITTMAR 2. Denny BERNDT								318ti Cup DMV							
1	1	5:25.859	2:45.524	1:46.683	53.652	76.0	5:25.859	1	1	5:40.841	3:00.031	1:45.627	55.183	72.7	5:40.841
2	1	3:14.918	57.942	1:24.912	52.064	129.4	8:40.777	2	1	3:19.313	1:00.093	1:26.455	52.765	126.5	9:00.154
3	1	3:54.002	56.739	1:59.518	57.745	107.8	12:34.779	3	1	3:44.530	59.302	1:51.530	53.698	112.3	12:44.684
4	1	3:10.830	56.241	1:24.054	50.535	132.1	15:45.609	4	1	3:13.948	58.611	1:23.058	52.279	130.0	15:58.632
5	1	3:09.024	56.281	1:22.362	50.381	133.4	18:54.633	5	1	3:16.302	58.662	1:23.201	54.439	128.4	19:14.934
<b>424</b> East Racing Motorsport 1. Tom-Luca BETTENDORF								318ti Cup DMV							
1	1	5:40.841	3:00.031	1:45.627	55.183	72.7	5:40.841	1	1	5:40.841	3:00.031	1:45.627	55.183	72.7	5:40.841
2	1	3:19.313	1:00.093	1:26.455	52.765	126.5	9:00.154	2	1	3:19.313	1:00.093	1:26.455	52.765	126.5	9:00.154
3	1	3:44.530	59.302	1:51.530	53.698	112.3	12:44.684	3	1	3:44.530	59.302	1:51.530	53.698	112.3	12:44.684
4	1	3:13.948	58.611	1:23.058	52.279	130.0	15:58.632	4	1	3:13.948	58.611	1:23.058	52.279	130.0	15:58.632
5	1	3:16.302	58.662	1:23.201	54.439	128.4	19:14.934	5	1	3:16.302	58.662	1:23.201	54.439	128.4	19:14.934
6	1	3:21.173	59.213	1:27.669	54.291	125.3	22:36.107	6	1	3:21.173	59.213	1:27.669	54.291	125.3	22:36.107
7	1	4:54.862	1:04.142	2:19.231	1:31.489	85.5	27:30.969	7	1	4:54.862	1:04.142	2:19.231	1:31.489	85.5	27:30.969
8	1	5:12.177	1:37.018	2:15.649	1:19.510	80.8	32:43.146	8	1	5:12.177	1:37.018	2:15.649	1:19.510	80.8	32:43.146
9	1	4:13.224	1:17.025	1:45.864	1:10.335	99.6	36:56.370	9	1	4:13.224	1:17.025	1:45.864	1:10.335	99.6	36:56.370
10	1	3:21.510	1:01.076	1:25.993	54.441	125.1	40:17.880	10	1	3:21.510	1:01.076	1:25.993	54.441	125.1	40:17.880
11	1	3:15.289	59.233	1:22.941	53.115	129.1	43:33.169	11	1	3:15.289	59.233	1:22.941	53.115	129.1	43:33.169
12	1	3:15.344	1:00.125	1:22.264	52.955	129.1	46:48.513	12	1	3:15.344	1:00.125	1:22.264	52.955	129.1	46:48.513
13	1	3:13.958	58.891	1:22.340	52.727	130.0	50:02.471	13	1	3:13.958	58.891	1:22.340	52.727	130.0	50:02.471
14	1	3:16.278	59.864	1:23.506	52.908	128.5	53:18.749	14	1	3:16.278	59.864	1:23.506	52.908	128.5	53:18.749









# DMV NES 500 & DMV BMW 318ti Cup SPA EURO RACE Race


## Sector Analysis

— Invalidated Lap    
■ Personal Best    
■ Session Best    
B Crossing the pit lane

Lap	D	Time	Sector 1	Sector 2	Sector 3	Kph	Elapsed	Lap	D	Time	Sector 1	Sector 2	Sector 3	Kph	Elapsed
26	1	3:10.836	57.583	1:21.009	52.244	132.1	1:40:00.999	29	1	3:07.968	55.788			134.1	1:44:44.998
27	1	3:10.283	57.110	1:21.234	51.939	132.5	1:43:11.282	30	1	3:11.746	57.341			131.5	1:47:56.744
28	1	3:12.214	56.793	1:23.655	51.766	131.2	1:46:23.496	31	1	3:07.628	55.405	1:22.146	50.077	134.4	1:51:04.372
29	1	3:08.739	57.017	1:20.236	51.486	133.6	1:49:32.235	32	1	3:08.420	56.767			133.8	1:54:12.792
30	1	3:09.615	56.560	1:21.822	51.233	133.0	1:52:41.850	33	1	3:07.779	56.645			134.3	1:57:20.571
31	1	3:08.211	56.612	1:20.512	51.087	134.0	1:55:50.061	34	1	3:09.222	55.780			133.3	2:00:29.793
32	1	3:13.721	56.375	1:25.086	52.260	130.2	1:59:03.782	35	1	3:08.270	55.402	1:22.630	50.238	133.9	2:03:38.063
33	1	3:12.536	56.844	1:23.066	52.626	131.0	2:02:16.318	36	1	3:32.765	1:04.130	1:30.693	57.942	118.5	2:07:10.828
34	1	3:09.929	56.986	1:20.942	52.001	132.8	2:05:26.247	<div style="border: 1px solid black; padding: 5px; margin-bottom: 5px;"><b>482</b> Malix Motorsport 1. Felix HASSA 2. Markus HASSA</div> <div style="text-align: right;">318ti Cup DMV</div>							
35	1	3:08.233	56.799	1:20.087	51.347	134.0	2:08:34.480								
36	1	3:17.508	57.037	1:26.834	53.637	127.7	2:11:51.988								
37	1	3:19.265	57.734	1:25.421	56.110	126.5	2:15:11.253								
38	1	3:15.384	57.280	1:25.246	52.858	129.0	2:18:26.637								
39	1	3:17.252	58.780	1:26.282	52.190	127.8	2:21:43.889								
40	1	3:33.352	57.241	1:23.035	1:13.076	118.2	2:25:17.241								
41	1	3:07.423	56.764	1:19.705	50.954	134.5	2:28:24.664								
42	1	7:19.750 <b>B</b>	5:07.747	1:20.514	51.489	57.3	2:35:44.414								
43	1	3:12.274	58.095	1:21.359	52.820	131.1	2:38:56.688								
44	1	3:07.574	56.917	1:19.303	51.354	134.4	2:42:04.262								
45	1	3:09.123	56.806	1:21.110	51.207	133.3	2:45:13.385								
46	1	3:08.627	56.615	1:20.673	51.339	133.7	2:48:22.012								
47	1	3:09.319	57.446	1:20.712	51.161	133.2	2:51:31.331								
48	1	3:07.406	56.618	1:19.623	51.165	134.5	2:54:38.737								
49	1	3:09.817	57.538	1:21.140	51.139	132.8	2:57:48.554								
50	1	3:07.455	56.396	1:19.852	51.207	134.5	3:00:56.009								
<div style="border: 1px solid black; padding: 5px; margin-bottom: 5px;"><b>481</b> Road Runner 1. Moritz BUTZBACH 2. Emil BUTZBACH</div> <div style="text-align: right;">318ti Cup DMV</div>															
1	1	5:26.495	2:46.593	1:47.201	52.701	75.9	5:26.495								
2	1	3:14.861	58.099			129.4	8:41.356								
3	1	3:55.061	56.968	2:00.190	57.903	107.3	12:36.417								
4	1	3:07.834	55.052			134.2	15:44.251								
5	1	3:05.391	54.882	1:20.678	49.831	136.0	18:49.642								
6	1	3:08.352	55.130	1:21.528	51.694	133.9	21:57.994								
7	1	3:19.716	57.021			126.3	25:17.710								
8	1	3:15.618	57.509			128.9	28:33.328								
9	1	5:12.654	1:41.639	1:59.213	1:31.802	80.6	33:45.982								
10	1	3:55.077	1:17.863	1:29.417	1:07.797	107.3	37:41.059								
11	1	3:09.137	55.976	1:22.183	50.978	133.3	40:50.196								
12	1	3:05.850	55.443	1:20.390	50.017	135.7	43:56.046								
13	1	3:06.645	56.022			135.1	47:02.691								
14	1	3:14.966	56.010	1:21.863	57.093	129.3	50:17.657								
15	1	4:10.263	1:05.350	1:52.148	1:12.765	100.8	54:27.920								
16	1	4:29.748	1:21.099			93.5	58:57.668								
17	1	3:08.919	55.364			133.5	1:02:06.587								
18	1	8:01.591 <b>B</b>	5:47.169			52.4	1:10:08.178								
19	1	3:09.990	56.160			132.7	1:13:18.168								
20	1	3:11.557	58.474	1:22.514	50.569	131.6	1:16:29.725								
21	1	3:08.868	56.475			133.5	1:19:38.593								
22	1	3:09.688	55.659			132.9	1:22:48.281								
23	1	3:09.374	55.780			133.1	1:25:57.655								
24	1	3:08.511	55.952	1:21.919	50.640	133.8	1:29:06.166								
25	1	3:06.832	55.986			135.0	1:32:12.998								
26	1	3:11.093	55.212			131.9	1:35:24.091								
27	1	3:06.975	55.792	1:20.934	50.249	134.9	1:38:31.066								
28	1	3:05.964	54.934			135.6	1:41:37.030								
<div style="border: 1px solid black; padding: 5px; margin-bottom: 5px;"><b>486</b> RPT Motorsport 1. Tim WERNER</div> <div style="text-align: right;">318ti Cup DMV</div>															
1	1	5:21.054	2:43.008	1:45.272	52.774	77.2	5:21.054								
2	1	3:15.172	58.305	1:25.713	51.154	129.2	8:36.226								
3	1	3:55.300	56.664	2:00.357	58.279	107.2	12:31.526								
4	1	3:07.126	55.255	1:21.487	50.384	134.7	15:38.652								
5	1	3:06.826	55.584			135.0	18:45.478								
6	1	3:08.105	55.463	1:19.959	52.683	134.0	21:53.583								







## DMV NES 500 & DMV BMW 318ti Cup SPA EURO RACE Race

### Sector Analysis

— Invalidated Lap    ■ Personal Best    ■ Session Best    B Crossing the pit lane


Lap	D	Time	Sector 1	Sector 2	Sector 3	Kph	Elapsed	Lap	D	Time	Sector 1	Sector 2	Sector 3	Kph	Elapsed	
<b>498</b>	<b>Morts Racing Team</b> 318ti Cup DMV 1.Hendrik SCHNURBUSCH 2.Kevin WALTER							13	1	3:08.412	56.347	1:21.647	50.418	133.8	46:56.846	
	2	1	3:13.874	57.571	1:26.260	50.043	130.1	8:30.403								
	3	1	3:57.548	55.902	2:03.873	57.773	106.1	12:27.951								
	4	1	3:04.541	55.328	1:19.244	49.969	136.6	15:32.492								
	5	1	3:05.069	55.478	1:19.623	49.968	136.2	18:37.561								
	6	1	3:06.321	54.364	1:19.473	52.484	135.3	21:43.882								
	7	1	3:19.485	56.232	1:31.679	51.574	126.4	25:03.367								
	8	1	3:16.169	55.893	1:27.115	53.161	128.5	28:19.536								
	9	1	5:13.973	1:40.980	2:05.676	1:27.317	80.3	33:33.509								
	10	1	3:58.351	1:17.130	1:31.424	1:09.797	105.8	37:31.860								
	11	1	3:05.638	55.144	1:20.127	50.367	135.8	40:37.498								
	12	1	3:04.400	55.354	1:18.988	50.058	136.7	43:41.898								
	13	1	7:16.725	4:59.692	1:23.625	53.408	57.7	50:58.623								
	14	1	3:57.312	1:00.139	1:41.417	1:15.756	106.2	54:55.935								
	15	1	4:22.890	1:27.013	1:40.364	1:15.513	95.9	59:18.825								
	16	1	3:04.150	55.024	1:20.035	49.091	136.9	1:02:22.975								
	17	1	3:08.037	56.105	1:21.407	50.525	134.1	1:05:31.012								
	18	1	3:03.899	55.118	1:18.784	49.997	137.1	1:08:34.911								
	19	1	3:04.603	55.766	1:18.932	49.905	136.6	1:11:39.514								
	20	1	3:06.079	55.535	1:20.289	50.255	135.5	1:14:45.593								
	21	1	3:05.553	55.269	1:19.705	50.579	135.9	1:17:51.146								
	22	1	3:04.729	55.331	1:19.481	49.917	136.5	1:20:55.875								
	23	1	3:04.909	55.042	1:19.858	50.009	136.4	1:24:00.784								
	24	1	3:05.426	55.546	1:19.724	50.156	136.0	1:27:06.210								
	25	1	3:05.372	55.768	1:19.227	50.377	136.0	1:30:11.582								
	26	1	3:05.420	55.714	1:19.833	49.873	136.0	1:33:17.002								
	27	1	3:04.857	55.357	1:19.359	50.141	136.4	1:36:21.859								
	28	1	3:05.151	55.734	1:19.157	50.260	136.2	1:39:27.010								
	29	1	3:05.911	56.261			135.6	1:42:32.921								
	30	1	3:05.798	55.599	1:20.430	49.769	135.7	1:45:38.719								
	31	1	3:04.065	54.922	1:19.127	50.016	137.0	1:48:42.784								
	32	1	3:06.199	56.342	1:20.328	49.529	135.4	1:51:48.983								
	33	1	3:04.521	55.602	1:19.078	49.841	136.6	1:54:53.504								
	34	1	3:04.958	55.065	1:19.366	50.527	136.3	1:57:58.462								
	35	1	3:07.267	55.021	1:22.034	50.212	134.6	2:01:05.729								
	36	1	3:06.806	55.488			135.0	2:04:12.535								
	37	1	3:11.719	56.849	1:21.647	53.223	131.5	2:07:24.254								
<b>499</b>	<b>Morts Racing Team</b> 318ti Cup DMV 1.Adrian RZICZNY							14	1	3:58.069	1:00.337	1:40.786	1:16.946	105.9	54:58.064	
	1	1	5:15.541	2:40.347	1:42.810	52.384	78.5	5:15.541								
	2	1	3:13.986	56.806	1:26.582	50.598	130.0	8:29.527								
	3	1	3:58.189	56.136	2:03.702	58.351	105.9	12:27.716								
	4	1	3:08.685	57.812	1:20.216	50.657	133.6	15:36.401								
	5	1	3:05.379	55.330	1:20.129	49.920	136.0	18:41.780								
	6	1	3:08.717	55.921	1:20.909	51.887	133.6	21:50.497								
	7	1	3:21.714	56.695	1:32.749	52.270	125.0	25:12.211								
	8	1	3:13.853	57.357	1:25.262	51.234	130.1	28:26.064								
	9	1	5:12.567	1:40.622	2:03.510	1:28.435	80.7	33:38.631								
	10	1	3:58.140	1:17.902	1:29.283	1:10.955	105.9	37:36.771								
	11	1	3:06.428	55.174	1:20.039	51.215	135.2	40:43.199								
	12	1	3:05.235	55.610	1:19.443	50.182	136.1	43:48.434								
	<b>500</b>	<b>Smyrlis Racing</b> 318ti Cup DMV 1.Justin WICHMANN							15	1	4:21.803	1:26.291	1:40.147	1:15.365	96.3	59:19.867
		1	1	5:12.916	2:39.574			79.2	5:12.916							
		2	1	3:11.083	56.027	1:24.538	50.518	132.0	8:23.999							
		3	1	4:02.665	56.566	2:08.302	57.797	103.9	12:26.664							
		4	1	3:04.989	54.698	1:20.647	49.644	136.3	15:31.653							
		5	1	3:04.052	55.896	1:18.432	49.724	137.0	18:35.705							
		6	1	3:05.549	54.628	1:19.034	51.887	135.9	21:41.254							
		7	1	3:18.849	56.424	1:29.836	52.589	126.8	25:00.103							
		8	1	3:17.003	55.871	1:25.148	55.984	128.0	28:17.106							
		9	1	5:12.272	1:39.618	2:05.774	1:26.880	80.7	33:29.378							
		10	1	3:58.930	1:16.473			105.5	37:28.308							
		11	1	3:03.380	55.109	1:18.992	49.279	137.5	40:31.688							
		12	1	3:04.567	54.994	1:19.903	49.670	136.6	43:36.255							
		13	1	7:23.740	5:06.218	1:23.642	53.880	56.8	50:59.995							
		14	1	3:58.069	1:00.337	1:40.786	1:16.946	105.9	54:58.064							
15		1	4:21.803	1:26.291	1:40.147	1:15.365	96.3	59:19.867								
16	1	3:04.576	55.300			136.6	1:02:24.443									
17	1	3:09.958	56.405	1:23.177	50.376	132.7	1:05:34.401									
18	1	3:04.654	55.656	1:19.438	49.560	136.5	1:08:39.055									
19	1	3:03.458	54.626	1:19.160	49.672	137.4	1:11:42.513									
20	1	3:04.449	54.522			136.7	1:14:46.962									
21	1	3:04.672	54.915	1:19.577	50.180	136.5	1:17:51.634									
22	1	3:05.421	55.839	1:19.679	49.903	136.0	1:20:57.055									
23	1	3:05.250	54.759			136.1	1:24:02.305									
24	1	3:04.180	55.002			136.9	1:27:06.485									
25	1	3:05.076	55.565	1:19.460	50.051	136.2	1:30:11.561									
26	1	3:07.130	55.594			134.7	1:33:18.691									
27	1	3:06.478	55.797			135.2	1:36:25.169									
28	1	3:04.112	55.149			137.0	1:39:29.281									











# DMV NES 500 & DMV BMW 318ti Cup

## SPA EURO RACE

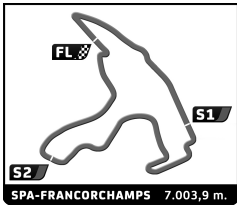
### Race

### Sector Analysis

— Invalidated Lap    ■ Personal Best    ■ Session Best    B Crossing the pit lane

Lap	D	Time	Sector 1	Sector 2	Sector 3	Kph	Elapsed	Lap	D	Time	Sector 1	Sector 2	Sector 3	Kph	Elapsed			
<b>512</b>	<b>ATT Racing</b>							318ti Cup DMV	14	1	3:59.534	59.670	1:41.378	1:18.486	105.3	55:01.273		
	15	1	4:19.608	1:25.388	1:39.062	1:15.158	97.1		59:20.881									
	16	1	3:04.483	55.496	1:19.128	49.859	136.7		1:02:25.364									
	17	1	3:08.566	56.257	1:21.634	50.675	133.7		1:05:33.930									
	18	1	3:06.628	56.824	1:19.379	50.425	135.1		1:08:40.558									
	19	1	3:05.627	55.905	1:18.593	51.129	135.8		1:11:46.185									
	20	1	3:06.959	56.179	1:19.262	51.518	134.9		1:14:53.144									
	21	1	3:07.605	56.166	1:20.737	50.702	134.4		1:18:00.749									
	22	1	3:04.502	56.130	1:18.316	50.056	136.7		1:21:05.251									
	23	1	3:06.328	56.088	1:19.454	50.786	135.3		1:24:11.579									
	24	1	3:06.333	56.717	1:19.030	50.586	135.3		1:27:17.912									
	25	1	3:05.933	55.449	1:19.396	51.088	135.6		1:30:23.845									
	26	1	3:06.623	56.204	1:19.425	50.994	135.1		1:33:30.468									
	27	1	3:06.537	56.220	1:19.314	51.003	135.2		1:36:37.005									
	28	1	3:04.917	55.557	1:19.476	49.884	136.4		1:39:41.922									
	29	1	3:04.396	55.364	1:18.832	50.200	136.7		1:42:46.318									
	30	1	3:04.142	55.810	1:18.358	49.974	136.9		1:45:50.460									
	31	1	3:04.041	55.736	<b>1:18.272</b>	50.033	137.0		1:48:54.501									
	32	1	3:04.950	55.520	1:18.577	50.853	136.3		1:51:59.451									
	33	1	3:09.835	56.536	1:23.383	49.916	132.8		1:55:09.286									
	34	1	<b>3:03.986</b>	55.702	1:18.386	49.898	137.0		1:58:13.272									
	35	1	3:04.204	55.543	1:18.922	<b>49.739</b>	136.9		2:01:17.476									
	36	1	3:04.659	55.520	1:18.690	50.449	136.5		2:04:22.135									
	37	1	3:23.540	1:01.785	1:25.724	56.031	123.9		2:07:45.675									
	<b>515</b>	<b>Rosam Motorsport</b>							318ti Cup DMV	1	1	5:25.016	2:44.985	1:46.295	53.736	76.2	5:25.016	
		2	1	3:15.361	57.582	1:25.718	52.061			129.1	8:40.377							
		3	1	3:53.747	56.727	1:58.773	58.247			107.9	12:34.124							
		4	1	3:09.351	56.425	1:22.591	50.335			133.2	15:43.475							
		5	1	<b>3:06.583</b>	55.593	1:21.237	<b>49.753</b>			135.1	18:50.058							
		6	1	3:09.458	<b>55.165</b>	1:21.812	52.481			133.1	21:59.516							
		7	1	3:19.498	56.357	1:31.090	52.051			126.4	25:19.014							
		8	1	3:16.254	56.655	1:28.393	51.206			128.5	28:35.268							
		9	1	5:11.803	1:41.496	1:59.046	1:31.261			80.9	33:47.071							
		10	1	3:52.432	1:17.647	1:28.810	1:05.975			108.5	37:39.503							
		11	1	3:07.763	56.593	1:20.673	50.497			134.3	40:47.266							
		12	1	3:07.518	55.603	1:21.595	50.320			134.5	43:54.784							
		13	1	3:07.416	55.586	1:21.185	50.645			134.5	47:02.200							
14		1	3:16.493	56.910	1:21.844	57.739	128.3	50:18.693										
15		1	4:09.550	1:05.060	1:51.836	1:12.654	101.0	54:28.243										
16		1	4:28.159	1:21.256	1:51.487	1:15.416	94.0	58:56.402										
17		1	3:07.530	55.473	<b>1:20.386</b>	51.671	134.5	1:02:03.932										
18		1	3:07.312	55.903	1:20.555	50.854	134.6	1:05:11.244										
19		1	3:08.457	55.820	1:22.099	50.538	133.8	1:08:19.701										
20		1	3:07.251	55.453	1:20.950	50.848	134.7	1:11:26.952										
21		1	7:22.317 B	5:04.142	1:26.384	51.791	57.0	1:18:49.269										
22		1	3:13.409	57.195	1:24.000	52.214	130.4	1:22:02.678										
23		1	3:12.611	57.038	1:23.576	51.997	130.9	1:25:15.289										
24		1	3:13.326	56.944	1:24.625	51.757	130.4	1:28:28.615										
25		1	3:10.047	56.084	1:22.371	51.592	132.7	1:31:38.662										
26		1	3:13.546	56.619	1:24.497	52.430	130.3	1:34:52.208										
27		1	3:10.482	56.509	1:22.970	51.003	132.4	1:38:02.690										
28		1	3:10.836	56.491	1:23.150	51.195	132.1	1:41:13.526										
29		1	3:11.012	56.238	1:23.517	51.257	132.0	1:44:24.538										
<b>514</b>	<b>Rosam Motorsport</b>							318ti Cup DMV	1	1	5:21.633	2:43.494	1:45.828	52.311	77.0	5:21.633		
	2	1	3:16.118	58.068	1:25.894	52.156	128.6		8:37.751									
	3	1	3:54.125	56.714	1:59.550	57.861	107.7		12:31.876									
	4	1	3:05.154	<b>55.275</b>	1:19.981	49.898	136.2		15:37.030									
	5	1	3:04.341	55.413	1:18.764	50.164	136.8		18:41.371									
	6	1	3:09.780	55.869	1:21.729	52.182	132.9		21:51.151									
	7	1	3:21.480	56.408	1:32.946	52.126	125.1		25:12.631									
	8	1	3:14.326	58.201	1:25.109	51.016	129.8		28:26.957									
	9	1	5:13.918	1:41.927	2:02.165	1:29.826	80.3		33:40.875									
	10	1	3:56.135	1:16.623	1:29.731	1:09.781	106.8		37:37.010									
	11	1	3:04.826	55.412	1:19.118	50.296	136.4		40:41.836									
	12	1	3:04.474	55.781	1:18.782	49.911	136.7		43:46.310									
	13	1	7:15.429 B	5:01.605	1:20.296	53.528	57.9		51:01.739									





DMV NES 500 & DMV BMW 318ti Cup SPA EURO RACE Race

Sector Analysis

Invalidated Lap Personal Best Session Best Crossing the pit lane

Table with 15 columns: Lap D, Time, Sector 1, Sector 2, Sector 3, Kph, Elapsed. Includes data for drivers like JAS Rennsport (520) and Cerny Motorsport (519).


Detailed table for driver 519 (Cerny Motorsport) with columns for Lap D, Time, Sector 1, Sector 2, Sector 3, Kph, Elapsed.

Detailed table for driver 520 (JAS Rennsport) with columns for Lap D, Time, Sector 1, Sector 2, Sector 3, Kph, Elapsed.

Detailed table for driver 523 (KTW4 Racing) with columns for Lap D, Time, Sector 1, Sector 2, Sector 3, Kph, Elapsed.







# DMV NES 500 & DMV BMW 318ti Cup

## SPA EURO RACE

### Race

### Sector Analysis

— Invalidated Lap    ■ Personal Best    ■ Session Best    B Crossing the pit lane

Lap	D	Time	Sector 1	Sector 2	Sector 3	Kph	Elapsed	Lap	D	Time	Sector 1	Sector 2	Sector 3	Kph	Elapsed
<b>529</b> <b>ATT Racing</b> 1. Lennart WOLF								318ti Cup DMV							
1	1	5:38.023	2:57.712			73.3	5:38.023	14	1	2:54.894	52.450			144.2	48:58.508
2	1	3:17.262	59.013			127.8	8:55.285	15	1	3:16.458	58.919			128.3	52:14.966
3	1	3:46.233	56.484			111.5	12:41.518	16	1	3:29.600	59.156	1:35.631	54.813	120.3	55:44.566
4	1	3:09.273	57.117			133.2	15:50.791	17	1	3:46.152	59.392	1:35.253	1:11.507	111.5	59:30.718
5	1	3:07.099	55.906			134.8	18:57.890	18	1	7:33.332 B	5:28.878			55.6	1:07:04.050
6	1	3:09.580	55.575			133.0	22:07.470	19	1	2:56.186	52.558			143.1	1:10:00.236
7	1	3:18.210	56.310			127.2	25:25.680	20	1	2:54.280	51.601			144.7	1:12:54.516
8	1	3:16.692	57.029			128.2	28:42.372	21	1	2:54.875	51.502	1:16.828	<b>46.545</b>	144.2	1:15:49.391
9	1	5:09.845	1:42.472			81.4	33:52.217	22	1	2:55.505	51.574	1:17.104	46.827	143.7	1:18:44.896
10	1	3:54.182	1:18.478	1:29.585	1:06.119	107.7	37:46.399	23	1	2:55.612	51.553			143.6	1:21:40.508
11	1	3:07.348	56.150			134.6	40:53.747	24	1	<b>2:53.714</b>	51.434			145.1	1:24:34.222
12	1	3:08.170	55.957			134.0	44:01.917	25	1	2:56.043	52.075			143.2	1:27:30.265
13	1	3:06.643	<b>55.466</b>			135.1	47:08.560	26	1	2:54.526	<b>51.396</b>			144.5	1:30:24.791
14	1	3:18.649	56.514			126.9	50:27.209	27	1	2:55.917	52.104	<b>1:16.263</b>	47.550	143.3	1:33:20.708
15	1	4:09.996	1:05.100	1:51.300	1:13.596	100.9	54:37.205	28	1	2:58.454				141.3	1:36:19.162
16	1	4:28.373	1:24.462	1:46.854	1:17.057	94.0	59:05.578	29	1	2:54.306	51.424			144.7	1:39:13.468
17	1	3:14.958	56.358			129.3	1:02:20.536	30	1	2:54.889	51.667			144.2	1:42:08.357
18	1	3:13.690	56.774	1:26.410	50.506	130.2	1:05:34.226	31	1	7:12.768 B	5:00.015			58.3	1:49:21.125
19	1	7:33.675 B	5:20.689			55.6	1:13:07.901	32	1	3:09.008	57.148	1:23.532	48.328	133.4	1:52:30.133
20	1	3:08.586	55.962			133.7	1:16:16.487	33	1	3:04.889	52.519	1:23.550	48.820	136.4	1:55:35.022
21	1	3:07.281	55.903			134.6	1:19:23.768	34	1	3:01.888	52.276	1:21.608	48.004	138.6	1:58:36.910
22	1	3:08.317	55.828			133.9	1:22:32.085	35	1	3:01.348	52.654			139.0	2:01:38.258
23	1	3:09.341	56.382			133.2	1:25:41.426	36	1	3:02.620	52.561			138.1	2:04:40.878
24	1	3:08.119	56.322			134.0	1:28:49.545	37	1	3:00.434	52.315			139.7	2:07:41.312
25	1	3:10.681	58.470			132.2	1:32:00.226	38	1	2:59.043	52.240	1:19.597	47.206	140.8	2:10:40.355
26	1	<b>3:06.642</b>	55.797			135.1	1:35:06.868	39	1	3:19.709	1:05.680	1:25.069	48.960	126.3	2:14:00.064
27	1	3:10.346	56.550			132.5	1:38:17.214	40	1	3:03.686	52.771	1:22.620	48.295	137.3	2:17:03.750
28	1	3:08.735	56.701			133.6	1:41:25.949	41	1	3:43.494	1:00.446	1:36.969	1:06.079	112.8	2:20:47.244
29	1	3:09.306	55.976			133.2	1:44:35.255	42	1	4:16.651	1:13.492	1:53.069	1:10.090	98.2	2:25:03.895
30	1	3:09.582	56.086			133.0	1:47:44.837	43	1	2:59.291	52.929			140.6	2:28:03.186
31	1	3:07.527	56.275			134.5	1:50:52.364	44	1	7:03.539 B	4:56.778			59.5	2:35:06.725
32	1	3:07.002	56.248	<b>1:20.486</b>	<b>50.268</b>	134.8	1:53:59.366	45	1	2:58.455	52.283			141.3	2:38:05.180
33	1	3:07.616	55.587			134.4	1:57:06.982	46	1	2:56.464	52.171			142.9	2:41:01.644
34	1	3:07.360	55.810			134.6	2:00:14.342	47	1	2:55.253	51.564			143.9	2:43:56.897
35	1	3:07.438	55.978			134.5	2:03:21.780	48	1	2:56.405	51.740			142.9	2:46:53.302
36	1	3:09.312	56.531			133.2	2:06:31.092	49	1	2:56.862	52.020			142.6	2:49:50.164
<b>530</b> <b>Freude am Fahren</b> 1. Thomas ROEPKE 2. Alex PAWLOW								BMW 328i ST E36 NES 3							
1	1	3:16.166	1:00.040			126.3	3:16.166	<b>531</b> <b>Marco Poland</b> 1. Marco POLAND 2. Jordin POLAND							
2	1	4:19.163	1:06.842	1:55.700	1:16.621	97.3	7:35.329	BMW 325i Cooperon NES 3							
3	1	4:35.692	1:25.820	2:07.455	1:02.417	91.5	12:11.021	1	1	3:23.071	1:03.727	1:22.015	57.329	122.0	3:23.071
4	1	2:56.771	52.583			142.6	15:07.792	2	1	4:16.279	1:04.309	1:58.038	1:13.932	98.4	7:39.350
5	1	2:57.567	52.126			142.0	18:05.359	3	1	4:35.811	1:25.953	2:07.814	1:02.044	91.4	12:15.161
6	1	2:56.264	52.005			143.0	21:01.623	4	1	3:06.788	54.732	1:22.330	49.726	135.0	15:21.949
7	1	3:24.450	59.011			123.3	24:26.073	5	1	3:05.380	54.675	1:21.195	49.510	136.0	18:27.329
8	1	3:34.825	56.145			117.4	28:00.898	6	1	3:07.925	55.232	1:21.112	51.581	134.2	21:35.254
9	1	5:11.040	1:37.029	2:11.204	1:22.807	81.1	33:11.938	7	1	3:14.998	55.820			129.3	24:50.252
10	1	4:01.102	1:17.797			104.6	37:13.040	8	1	3:20.056	55.126			126.0	28:10.308
11	1	2:58.468	53.051	1:17.771	47.646	141.3	40:11.508	9	1	5:10.568	1:37.577	2:08.976	1:24.015	81.2	33:20.876
12	1	2:53.740	51.803			145.1	43:05.248	10	1	3:58.041	1:17.494	1:34.536	1:06.011	105.9	37:18.917
13	1	2:58.366	54.228			141.4	46:03.614	11	1	3:06.540	54.422	1:21.613	50.505	135.2	40:25.457
								12	1	7:16.410 B	5:05.173			57.8	47:41.867
								13	1	3:10.286	55.233	1:23.901	51.152	132.5	50:52.153




















## DMV NES 500 & DMV BMW 318ti Cup SPA EURO RACE Race

### Sector Analysis

— Invalidated Lap    ■ Personal Best    ■ Session Best    **B** Crossing the pit lane

Lap	D	Time	Sector 1	Sector 2	Sector 3	Kph	Elapsed	Lap	D	Time	Sector 1	Sector 2	Sector 3	Kph	Elapsed
38	1	2:41.447	45.546	1:13.565	42.336	156.2	2:04:25.518								
39	1	7:07.160	<b>B</b> 5:03.210	1:16.435	47.515	59.0	2:11:32.678								
40	1	3:08.830	51.750	1:25.020	52.060	133.5	2:14:41.508								
41	1	3:10.658	54.053	1:27.884	48.721	132.2	2:17:52.166								
42	1	3:04.362	49.867	1:25.494	49.001	136.8	2:20:56.528								
43	1	4:14.299	1:12.012	1:52.722	1:09.565	99.2	2:25:10.827								
44	1	2:52.490	48.545	1:18.881	45.064	146.2	2:28:03.317								
45	1	2:49.183	48.801	1:16.339	44.043	149.0	2:30:52.500								
46	1	2:47.544	47.520	1:15.528	44.496	150.5	2:33:40.044								
47	1	2:49.371	48.898	1:15.713	44.760	148.9	2:36:29.415								
48	1	2:47.584	47.701	1:15.648	44.235	150.5	2:39:16.999								
49	1	2:52.127	47.491	1:16.004	48.632	146.5	2:42:09.126								
50	1	2:50.160	48.741	1:15.590	45.829	148.2	2:44:59.286								
51	1	2:48.525	47.348	1:15.395	45.782	149.6	2:47:47.811								
52	1	2:47.669	47.145	1:16.092	44.432	150.4	2:50:35.480								
53	1	2:46.827	46.460	1:16.039	44.328	151.1	2:53:22.307								
54	1	2:47.885	47.014	1:15.813	45.058	150.2	2:56:10.192								
55	1	2:48.064	46.660	1:16.906	44.498	150.0	2:58:58.256								
56	1	2:46.962	47.315	1:15.689	43.958	151.0	3:01:45.218								