

# Supercar Challenge


## SPA EURO RACE

### Free Practice 1

## Sector Analysis

— Invalidated Lap    ■ Personal Best    ■ Session Best    B Crossing the pit lane

Lap D	Time	Sector 1	Sector 2	Sector 3	Kph	Elapsed	Lap D	Time	Sector 1	Sector 2	Sector 3	Kph	Elapsed		
<b>5</b>	<b>URO Motorsports</b>						REV	9	1	3:18.845	1:26.524	1:11.575	40.746	126.8	34:49.444
	1.Tang TIEN FOO ROY							10	1	2:35.935	44.974	1:09.876	41.085	161.7	37:25.379
								11	1	2:35.195	45.187	1:09.799	40.209	162.5	40:00.574
	1							1	4:56.902 B	2:22.521	1:32.133	1:02.248	83.4	4:56.902	
	2							1	4:49.078	2:26.169	1:25.460	57.449	87.2	9:45.980	
	3							1	2:44.226	46.077	1:16.196	41.953	153.5	12:30.206	
	4							1	2:36.400	45.108	1:10.671	40.621	161.2	15:06.606	
	5							1	2:33.889	43.293	1:10.999	39.597	163.8	17:40.495	
	6							1	2:35.634	43.422	1:10.272	41.940	162.0	20:16.129	
	7							1	3:25.391	1:04.017	1:41.040	40.334	122.8	23:41.520	
	8							1	2:30.554	43.353	1:07.599	39.602	167.5	26:12.074	
	9							1	2:32.647	42.812	1:10.773	39.062	165.2	28:44.721	
	10							1	2:32.912	43.801	1:09.816	39.295	164.9	31:17.633	
	11							1	2:38.095	42.669	1:15.055	40.371	159.5	33:55.728	
12						1	2:29.332	42.654	1:05.663	41.015	168.8	36:25.060			
13						1	2:29.729	42.695	1:06.006	41.028	168.4	38:54.789			
14						1	2:38.286	46.629	1:10.542	41.115	159.3	41:33.075			
<b>11</b>	<b>Costa Racing</b>						REV	Revolution A-One 500SC							
	1.Alain COSTA														
	1							1	9:18.057 B	6:29.983	1:37.147	1:10.927	44.4	9:18.057	
	2							1	5:25.861 B	2:56.787	1:29.752	59.322	77.4	14:43.918	
	3							1	13:31.986	...	1:18.833	46.570	31.1	28:15.904	
	4							1	2:53.787 B	48.153	1:13.079	52.555	145.1	31:09.691	
	5							1	7:37.272	5:45.582	1:11.556	40.134	55.1	38:46.963	
6						1	2:33.154	43.722	1:08.867	40.565	164.6	41:20.117			
<b>19</b>	<b>Revolution Cars</b>						REV	Revolution A-One 427 SC							
	1.Ron FLETCHER														
	1							1	9:47.429	7:35.972	1:23.626	47.831	42.2	9:47.429	
	2							1	3:02.433 B	49.666	1:16.009	56.758	138.2	12:49.862	
	3							1	3:30.911	1:31.787	1:14.614	44.510	119.5	16:20.773	
	4							1	2:40.490	45.828	1:12.304	42.358	157.1	19:01.263	
	5							1	3:26.417	46.708	1:19.698	1:20.011	122.2	22:27.680	
	6							1	2:41.224	46.428	1:11.118	43.678	156.4	25:08.904	
	7							1	2:34.948	44.264	1:10.092	40.592	162.7	27:43.852	
	8							1	2:34.861	43.960	1:10.191	40.710	162.8	30:18.713	
	9							1	2:40.298	44.479	1:13.432	42.387	157.3	32:59.011	
	10							1	2:38.665	45.136	1:12.448	41.081	158.9	35:37.676	
11						1	2:33.347	44.167	1:08.770	40.410	164.4	38:11.023			
12						1	2:32.949	43.759	1:08.559	40.631	164.9	40:43.972			
<b>24</b>	<b>Smokebuddy</b>						REV	Revolution A-One 500SC							
	1.Gregg GORSKI														
	1							1	5:04.292	3:00.760	1:20.428	43.104	81.4	5:04.292	
	2							1	2:52.164 B	44.357	1:15.239	52.568	146.5	7:56.456	
	3							1	3:48.015	1:55.045	1:10.984	41.986	110.6	11:44.471	
	4							1	2:34.939	43.577	1:10.948	40.414	162.7	14:19.410	
	5							1	2:31.094	43.129	1:08.681	39.284	166.9	16:50.504	
	6							1	2:32.787	42.410	1:09.791	40.586	165.0	19:23.291	
	7							1	3:34.711 B	43.800	1:19.977	1:30.934	117.4	22:58.002	
	8							1	8:32.597 B	6:31.373	1:11.432	49.792	49.2	31:30.599	
<b>25</b>	<b>URO Motorsports</b>						REV	Revolution A-One 427 SC							
	1.Kim HYUNJUN														
	1							1	9:56.751 B	6:41.145	1:59.864	1:15.742	41.5	9:56.751	
	2							1	5:04.212	2:48.412	1:25.384	50.416	82.9	15:00.963	
3						1	3:14.598 B	54.290	1:15.449	1:04.859	129.6	18:15.561			
<b>29</b>	<b>Race Performance AG</b>						REV	Revolution A-One 427 SC							
	1.Marcello MARRATEOTTO														
	2.Marco CENNETTI														
	1							1	3:36.401	1:28.563	1:23.634	44.204	114.5	3:36.401	
	2							1	2:36.853	45.307	1:11.361	40.185	160.8	6:13.254	
	3							1	2:34.911	43.060	1:10.511	41.340	162.8	8:48.165	
	4							1	2:30.488	42.316	1:08.648	39.524	167.5	11:18.653	
	5							1	2:25.971	41.867	1:05.997	38.107	172.7	13:44.624	
	6							1	2:44.937 B	41.771	1:08.481	54.685	152.9	16:29.561	
	7							1	10:47.575	8:52.691	1:14.516	40.368	38.9	27:17.136	
	8							1	2:42.970	43.031	1:08.615	51.324	154.7	30:00.106	
	9							1	2:30.416	44.449	1:06.970	38.997	167.6	32:30.522	
	10							1	2:52.413	42.973	1:07.000	1:02.440	146.2	35:22.935	
	11							1	2:29.461	43.836	1:07.050	38.575	168.7	37:52.396	
12						1	2:28.907	42.608	1:07.095	39.204	169.3	40:21.303			
<b>49</b>	<b>360 Racing</b>						REV	Revolution A-One 427 SC							
	1.Cian SHIELDS														
	1							1	3:28.643	1:26.997	1:16.453	45.193	118.7	3:28.643	
	2							1	2:33.511	44.795	1:07.236	41.480	164.2	6:02.154	
	3							1	2:33.280	44.661	1:07.416	41.203	164.5	8:35.434	
	4							1	2:32.079	46.748	...	...	165.8	11:07.513	
	5							1	2:29.560	43.775	...	...	168.6	13:37.073	
	6							1	2:43.759 B	45.181	...	...	154.0	16:20.832	
	7							1	5:04.367	3:03.215	...	...	82.8	21:25.199	
	8							1	3:07.699	1:18.478	1:06.731	42.490	134.3	24:32.898	
	9							1	2:31.943	43.885	...	...	165.9	27:04.841	
	10							1	2:28.648	44.003	1:04.094	40.551	169.6	29:33.489	
	11							1	2:28.178	43.721	...	...	170.2	32:01.667	
	12							1	2:42.435 B	44.589	...	...	155.2	34:44.102	
<b>55</b>	<b>URO Motorsports</b>						REV	Revolution A-One 427 SC							
	1.Rho SEUNGMIN														
	2.Yu CHANGWOOK														
	1							1	4:22.665	2:03.178	1:28.891	50.596	94.3	4:22.665	
	2							1	4:04.010 B	1:35.702	1:22.121	1:06.187	103.3	8:26.675	
	3							1	8:54.800	6:48.955	1:19.422	46.423	47.1	17:21.475	
	4							1	2:54.242	47.950	1:19.593	46.699	144.7	20:15.717	
	5							1	3:37.596	1:06.297	1:43.640	47.659	115.9	23:53.313	
	6							1	2:54.918	47.638	1:20.164	47.116	144.1	26:48.231	
	7							1	2:49.617	47.547	1:16.907	45.163	148.7	29:37.848	
8						1	2:51.502	46.715	1:18.179	46.608	147.0	32:29.350			
9						1	2:51.251	48.175	1:17.087	45.989	147.2	35:20.601			
10						1	2:51.124	48.344	1:17.678	45.102	147.3	38:11.725			



# Supercar Challenge

## SPA EURO RACE

### Free Practice 1

## Sector Analysis

— Invalidated Lap   ■ Personal Best   ■ Session Best   B Crossing the pit lane

Lap	D	Time	Sector 1	Sector 2	Sector 3	Kph	Elapsed	Lap	D	Time	Sector 1	Sector 2	Sector 3	Kph	Elapsed
11	1	2:50.288	49.187	1:16.287	44.814	148.1	41:02.013	6	1	17:14.176	...	1:18.445	48.082	24.4	40:06.389

58		Revolution Race Cars		1.Pierre SCHROEDER		REV	
1	1	11:29.770 B	9:09.502			35.9	11:29.770
2	1	4:24.073	2:17.997	1:21.488	44.588	95.5	15:53.843
3	1	2:42.386	46.037	1:14.632	41.717	155.3	18:36.229
4	1	2:56.269	43.548	1:14.495	58.226	143.0	21:32.498
5	1	3:06.574	1:10.283	1:15.636	40.655	135.1	24:39.072
6	1	2:41.526	43.908	1:14.971	42.647	156.1	27:20.598
7	1	2:47.543	45.162	1:16.861	45.520	150.5	30:08.141
8	1	2:42.146	49.179			155.5	32:50.287
9	1	2:57.641 B	42.533			141.9	35:47.928

63		Revolution Cars		1.Jim BOOTH		Radical REV	
1	1	11:58.528	...	1:13.941	40.277	34.5	11:58.528
2	1	2:28.825	43.729	1:06.925	38.171	169.4	14:27.353
3	1	2:32.082	44.566	1:08.178	39.338	165.8	16:59.435
4	1	2:28.412	41.549	1:07.017	39.846	169.9	19:27.847
5	1	3:17.213	40.697	1:19.602	1:16.914	127.9	22:45.060
6	1	2:24.621	40.893	1:04.954	38.774	174.3	25:09.681
7	1	2:26.539	41.038	1:06.773	38.728	172.1	27:36.220
8	1	2:32.138	41.335	1:09.361	41.442	165.7	30:08.358
9	1	2:31.910	47.751	1:06.551	37.608	166.0	32:40.268
10	1	2:29.881	40.765	1:07.981	41.135	168.2	35:10.149
11	1	2:26.187	40.806	1:06.777	38.604	172.5	37:36.336
12	1	2:29.955	42.482	1:06.996	40.477	168.1	40:06.291


70		Revolution Cars		1.Andy CUMMINGS 2.Bradley ELLIS		Radical REV	
1	1	6:32.785	4:35.002	1:14.687	43.096	63.1	6:32.785
2	1	2:39.039	44.806	1:12.540	41.693	158.5	9:11.824
3	1	2:32.529	44.714	1:06.814	41.001	165.3	11:44.353
4	1	2:48.590 B	45.584	1:11.750	51.256	149.6	14:32.943
5	1	4:26.924	2:33.134	1:12.007	41.783	94.5	18:59.867
6	1	3:42.204 B	47.672	1:19.542	1:34.990	113.5	22:42.071
7	1	2:57.405	1:05.097	1:10.783	41.525	142.1	25:39.476
8	1	2:37.953	45.934	1:10.735	41.284	159.6	28:17.429
9	1	2:37.963	44.893	1:11.927	41.143	159.6	30:55.392
10	1	2:35.727	44.999	1:09.606	41.122	161.9	33:31.119
11	1	2:37.097	46.689	1:09.820	40.588	160.5	36:08.216
12	1	2:34.468	44.321	1:08.645	41.502	163.2	38:42.684
13	1	2:35.376	45.344	1:08.720	41.312	162.3	41:18.060

77		Valour Performance Technology		1.Matthew REES		Revolution A-One 500 SC REV	
1	1	6:05.127 B	3:38.683	1:24.567	1:01.877	67.9	6:05.127
2	1	4:51.799	2:45.752	1:18.252	47.795	86.4	10:56.926
3	1	2:47.193	45.781	1:16.638	44.774	150.8	13:44.119
4	1	2:40.645	45.592	1:12.450	42.603	157.0	16:24.764
5	1	6:27.449 B	46.281	1:09.982	4:31.186	65.1	22:52.213

97		Belgium Racing		1.Koen WAUTERS		Porsche 992 GT3 Cup GT	
1	1	3:07.546	56.844	1:27.303	43.399	132.1	3:07.546
2	1	2:39.912	44.716	1:14.068	41.128	157.7	5:47.458
3	1	2:41.945	44.920	1:15.530	41.495	155.7	8:29.403
4	1	2:33.299	43.362	1:10.561	39.376	164.5	11:02.702
5	1	4:04.344 B	42.603	1:12.950	2:08.791	103.2	15:07.046
6	1	2:50.398	58.626	1:11.226	40.546	148.0	17:57.444
7	1	2:29.932	42.200	1:08.910	38.822	168.2	20:27.376
8	1	3:23.661	1:19.976	1:23.265	40.420	123.8	23:51.037
9	1	4:40.108 B	42.642	1:08.592	2:48.874	90.0	28:31.145
10	1	2:44.180	56.322	1:08.940	38.918	153.6	31:15.325
11	1	2:28.394	41.515	1:08.526	38.353	169.9	33:43.719
12	1	2:27.787	41.486	1:07.933	38.368	170.6	36:11.506
13	1	2:31.147	43.144	1:09.145	38.858	166.8	38:42.653
14	1	2:27.044	40.917	1:07.351	38.776	171.5	41:09.697

99		Belgium Racing		1.Dylan DERDAELE		Porsche 992 GT3 Cup GT	
1	1	3:42.152	1:34.080	1:22.024	46.048	111.5	3:42.152
2	1	2:42.167	45.656	1:14.444	42.067	155.5	6:24.319
3	1	10:07.657 B	44.366	1:16.258	8:07.033	41.5	16:31.976
4	1	2:59.205	59.944	1:17.560	41.701	140.7	19:31.181
5	1	3:24.105	42.528	1:41.620	59.957	123.5	22:55.286
6	1	2:31.332	42.721	1:09.243	39.368	166.6	25:26.618
7	1	2:28.383	42.138	1:07.933	38.312	169.9	27:55.001
8	1	2:26.068	41.146	1:07.099	37.823	172.6	30:21.069
9	1	2:38.206	42.542	1:13.354	42.310	159.4	32:59.275
10	1	2:34.470	44.774	1:09.470	40.226	163.2	35:33.745
11	1	2:29.216	41.374	1:09.312	38.530	169.0	38:02.961
12	1	2:27.430	40.987	1:08.149	38.294	171.0	40:30.391

111		Zilhouette Racing		1.Max TUBBEN		Zilhouette GTR GT	
1	1	3:45.304	1:42.637	1:19.128	43.539	110.0	3:45.304
2	1	2:40.211	46.420	1:12.644	41.147	157.4	6:25.515
3	1	2:46.198 B	44.098	1:13.289	48.811	151.7	9:11.713
4	1	3:50.415	2:01.141	1:09.516	39.758	109.4	13:02.128
5	1	2:31.400	43.298	1:08.030	40.072	166.5	15:33.528
6	1	2:30.952	42.739	1:08.320	39.893	167.0	18:04.480
7	1	2:30.689	42.756	1:08.098	39.835	167.3	20:35.169
8	1	3:34.358 B	1:33.779	1:11.907	48.672	117.6	24:09.527
9	1	4:23.522	2:34.654	1:08.392	40.476	95.7	28:33.049
10	1	2:31.362	43.217	1:08.442	39.703	166.6	31:04.411
11	1	2:31.261	43.057	1:08.214	39.990	166.7	33:35.672
12	1	2:30.900	42.583	1:08.663	39.654	167.1	36:06.572
13	1	2:31.802	42.602	1:08.911	40.289	166.1	38:38.374
14	1	2:32.494	42.569	1:09.526	40.399	165.3	41:10.868




## Supercar Challenge SPA EURO RACE Free Practice 1

### Sector Analysis

— Invalidated Lap    ■ Personal Best    ■ Session Best    B Crossing the pit lane

Lap	D	Time	Sector 1	Sector 2	Sector 3	Kph	Elapsed	Lap	D	Time	Sector 1	Sector 2	Sector 3	Kph	Elapsed	
<b>120</b>		<b>Totaalplan Racing</b> 1. Cédric WAUTERS						Lamborghini Huracan GT								
1	1	10:04.837	B	7:31.014	1:27.065	1:06.758	41.0	10:04.837								
2	1	10:19.507		8:19.866	1:16.941	42.700	40.7	20:24.344								
3	1	3:48.834	B	1:18.813	1:27.070	1:02.951	110.2	24:13.178								
4	1	8:58.805	B	6:47.444	1:15.462	55.899	46.8	33:11.983								
5	1	6:03.319		4:10.242	1:12.406	40.671	69.4	39:15.302								
6	1	2:31.156		42.307	1:09.681	39.168	166.8	41:46.458								
<b>124</b>		<b>PK Carsport</b> 1. Andy PEELMAN						BMW M2 GT								
1	1	9:34.183		7:07.680	1:34.892	51.611	43.1	9:34.183								
2	1	3:05.499		52.627	1:24.340	48.532	135.9	12:39.682								
3	1	2:57.094		49.211	1:22.239	45.644	142.4	15:36.776								
4	1	2:59.160		49.388	1:22.182	47.590	140.7	18:35.936								
5	1	3:38.792	B	47.753	1:20.960	1:30.079	115.2	22:14.728								
6	1	6:42.231		4:31.191	1:24.596	46.444	62.7	28:56.959								
7	1	2:51.118		49.048	1:17.810	44.260	147.3	31:48.077								
8	1	2:46.518		47.217	1:15.869	43.432	151.4	34:34.595								
9	1	2:49.858		46.695	1:19.712	43.451	148.4	37:24.453								
10	1	2:46.726		46.724	1:16.407	43.595	151.2	40:11.179								
<b>149</b>		<b>Koopman Racing</b> 1. Cees WIJSMAN						BMW M6 GT3 GT								
1	1	5:00.242		2:47.732	1:25.613	46.897	82.5	5:00.242								
2	1	2:51.153		46.785	1:19.268	45.100	147.3	7:51.395								
3	1	2:41.914		44.975	1:15.070	41.869	155.7	10:33.309								
4	1	2:53.844	B	46.641	1:14.905	52.298	145.0	13:27.153								
5	1	3:21.910		1:25.668	1:14.537	41.705	124.9	16:49.063								
6	1	2:41.521		43.883	1:16.161	41.477	156.1	19:30.584								
7	1	3:23.512		42.844	1:37.979	1:02.689	123.9	22:54.096								
8	1	2:38.259		43.376	1:14.262	40.621	159.3	25:32.355								
9	1	2:36.609		42.790	1:12.538	41.281	161.0	28:08.964								
10	1	2:37.291		43.707	1:12.797	40.787	160.3	30:46.255								
11	1	2:35.103		42.994	1:11.922	40.187	162.6	33:21.358								
12	1	2:38.317		42.683	1:11.692	43.942	159.3	35:59.675								
13	1	3:07.069	B	48.151	1:22.575	56.343	134.8	39:06.744								
<b>150</b>		<b>Koopman Racing</b> 1. Ivar MOENS						BMW M6 GT3 GT								
1	1	15:09.115		...	1:31.706	49.761	27.3	15:09.115								
2	1	2:56.788		48.415	1:21.907	46.466	142.6	18:05.903								
3	1	3:02.178		46.328	1:24.540	51.310	138.4	21:08.081								
4	1	3:25.638		1:25.897	1:16.236	43.505	122.6	24:33.719								
5	1	2:45.778		46.231	1:17.534	42.013	152.1	27:19.497								
6	1	2:47.871		45.554	1:15.690	46.627	150.2	30:07.368								
7	1	2:51.081		49.775	1:16.429	44.877	147.4	32:58.449								
8	1	2:46.592		45.007	1:18.588	42.997	151.4	35:45.041								
9	1	2:57.421	B	45.604	1:14.097	57.720	142.1	38:42.462								
<b>188</b>		<b>Race Art</b> 1. Roger GROUWELS						Nissan GT-R GT3 GT								
1	1	3:39.511		1:32.951	1:21.594	44.966	112.9	3:39.511								
2	1	2:40.962		47.202	1:13.599	40.161	156.6	6:20.473								
3	1	2:33.428		44.934	1:09.051	39.443	164.3	8:53.901								
4	1	2:28.089		41.084	1:07.488	39.517	170.3	11:21.990								
5	1	2:27.598		40.578	1:07.505	39.515	170.8	13:49.588								
6	1	2:33.349		41.968	1:09.939	41.442	164.4	16:22.937								
7	1	2:31.312		42.037	1:09.375	39.900	166.6	18:54.249								
8	1	3:08.009	B	40.359	1:08.600	1:19.050	134.1	22:02.258								
9	1	5:31.049	B	3:31.955	1:10.292	48.802	76.2	27:33.307								
10	1	2:46.479		55.152	1:10.153	41.174	151.5	30:19.786								
11	1	2:38.657		43.015	1:13.581	42.061	158.9	32:58.443								
12	1	2:30.832		42.169	1:08.649	40.014	167.2	35:29.275								
13	1	2:44.478	B	40.787	1:11.306	52.385	153.3	38:13.753								
<b>190</b>		<b>Koopman Racing</b> 1. Hein KOOPMAN						BMW Z4 GT3 GT								
1	1	8:47.889		6:28.446	1:30.316	49.127	46.9	8:47.889								
2	1	2:49.931		48.145	1:16.894	44.892	148.4	11:37.820								
3	1	2:41.851		44.995	1:14.410	42.446	155.8	14:19.671								
4	1	2:39.503		44.523	1:13.025	41.955	158.1	16:59.174								
5	1	2:38.188		44.097	1:11.739	42.352	159.4	19:37.362								
6	1	3:41.472	B	44.421	1:52.660	1:04.391	113.8	23:18.834								
7	1	3:30.542		1:34.975	1:13.223	42.344	119.8	26:49.376								
8	1	2:37.005		44.944	1:11.013	41.048	160.6	29:26.381								
9	1	2:36.333		44.195	1:10.441	41.697	161.3	32:02.714								
10	1	2:38.128		43.868	1:13.361	40.899	159.5	34:40.842								
11	1	2:39.623		43.351	1:14.152	42.120	158.0	37:20.465								
12	1	2:35.086		43.184	1:11.176	40.726	162.6	39:55.551								
13	1	2:36.193		44.554	1:10.977	40.662	161.4	42:31.744								
<b>193</b>		<b>Koopman Racing</b> 1. Bart ARENSEN						BMW M6 GT3 GT								
1	1	3:51.233	B	1:29.000	1:20.374	1:01.859	107.1	3:51.233								
2	1	2:43.258		54.300	1:08.562	40.396	154.4	6:34.491								
3	1	2:33.892		41.701	1:13.251	38.940	163.8	9:08.383								
4	1	2:28.038		42.486	1:06.879	38.673	170.3	11:36.421								
5	1	2:23.341		40.397	1:06.036	36.908	175.9	13:59.762								
6	1	2:24.638		39.963	1:06.808	37.867	174.3	16:24.400								
7	1	2:25.147		40.853	1:07.349	36.945	173.7	18:49.547								
8	1	2:58.669	B	39.999	1:07.134	1:11.536	141.1	21:48.216								
9	1	3:54.369		2:07.117	1:07.468	39.784	107.6	25:42.585								
10	1	2:26.795		40.989	1:06.859	38.947	171.8	28:09.380								
11	1	2:22.606		40.736	1:05.008	36.862	176.8	30:31.986								
12	1	2:27.777		39.888	1:07.070	40.819	170.6	32:59.763								
13	1	2:34.738		45.493	1:09.741	39.504	162.9	35:34.501								
14	1	2:25.348		40.329	1:06.695	38.324	173.5	37:59.849								
15	1	2:23.841		40.274	1:06.488	37.079	175.3	40:23.690								




## Supercar Challenge SPA EURO RACE Free Practice 1

### Sector Analysis

— Invalidated Lap    ■ Personal Best    ■ Session Best    ■ Crossing the pit lane

Lap	D	Time	Sector 1	Sector 2	Sector 3	Kph	Elapsed	Lap	D	Time	Sector 1	Sector 2	Sector 3	Kph	Elapsed		
<b>201</b>	<b>Febo Racing Team</b> 1. Dennis DE BORST							Hyundai i30N TCR SS1	6	1	3:22.032	47.263	1:22.351	1:12.418	124.8	21:53.432	
	7	1	3:38.441	B	1:07.666	1:23.645	1:07.130	115.4	25:31.873								
	8	1	5:36.788	3:29.953	1:21.729	45.106	74.9	31:08.661									
	9	1	2:51.645	46.667	1:19.881	45.097	146.9	34:00.306									
	10	1	2:46.553	46.100	1:16.566	43.887	151.4	36:46.859									
	11	1	2:47.530	46.206	1:16.672	44.652	150.5	39:34.389									
	12	1	2:45.388	46.389	1:15.830	43.169	152.5	42:19.777									
	<b>233</b>	<b>MWR Racing</b> 1. Remco DE BEUS							BMW E46 M3 SS1	1	1	5:29.383	3:03.225	1:35.221	50.937	75.2	5:29.383
		2	1	3:03.944	54.363	1:22.462	47.119	137.1	8:33.327								
		3	1	3:01.559	B	48.363	1:18.430	54.766	138.9	11:34.886							
		4	1	3:46.909	1:44.941	1:17.827	44.141	111.1	15:21.795								
		5	1	2:47.412	46.564	1:17.239	43.609	150.6	18:09.207								
		6	1	2:56.875	46.405	1:21.688	48.782	142.6	21:06.082								
7		1	3:26.803	1:26.017	1:17.346	43.440	121.9	24:32.885									
8		1	2:54.782	47.009	1:20.730	47.043	144.3	27:27.667									
9		1	2:42.880	45.763	1:14.683	42.434	154.8	30:10.547									
10		1	2:52.503	49.694	1:15.262	47.547	146.2	33:03.050									
11		1	2:42.924	44.953	1:14.761	43.210	154.8	35:45.974									
12		1	2:47.890	47.710	1:17.393	42.787	150.2	38:33.864									
13		1	2:59.546	B	46.224	1:17.413	55.909	140.4	41:33.410								
<b>323</b>	<b>Koopman Racing</b> 1. Maik BROERSEN							BMW M4 GT4 SS2	1	1	6:23.411	4:04.371	1:29.363	49.677	64.6	6:23.411	
	2	1	3:11.053	51.464	1:28.656	50.933	132.0	9:34.464									
	3	1	2:54.988	50.696	1:18.410	45.882	144.1	12:29.452									
	4	1	2:49.523	48.824	1:16.051	44.648	148.7	15:18.975									
	5	1	2:48.888	47.581	1:17.324	43.983	149.3	18:07.863									
	6	1	2:50.564	47.175	1:16.324	47.065	147.8	20:58.427									
	7	1	3:46.568	B	1:36.884	1:16.367	53.317	111.3	24:44.995								
	8	1	4:28.601	2:29.466	1:15.660	43.475	93.9	29:13.596									
	9	1	2:45.691	46.700	1:14.887	44.104	152.2	31:59.287									
	10	1	2:49.411	47.510	1:17.844	44.057	148.8	34:48.698									
	11	1	2:44.519	46.004	1:14.704	43.811	153.3	37:33.217									
	12	1	2:44.033	46.733	1:14.187	43.113	153.7	40:17.250									
	<b>324</b>	<b>Koopmap Racing</b> 1. Gilles VAN HOUTEN							BMW E46 GTR V8 SS2	1	1	4:15.665	1:53.143	1:32.259	50.263	96.9	4:15.665
2		1	3:05.743	51.834	1:25.550	48.359	135.7	7:21.408									
3		1	2:57.520	49.532	1:21.545	46.443	142.0	10:18.928									
4		1	2:56.097	49.378	1:21.363	45.356	143.2	13:15.025									
5		1	2:51.838	48.258	1:18.226	45.354	146.7	16:06.863									
6		1	2:51.784	48.341	1:18.608	44.835	146.8	18:58.647									
7		1	3:54.995	B	48.505	1:28.323	1:38.167	107.3	22:53.642								
8		1	4:21.783	2:15.672	1:19.086	47.025	96.3	27:15.425									
9		1	2:57.782	49.674	1:21.844	46.264	141.8	30:13.207									
10		1	2:54.976	49.865	1:21.170	43.941	144.1	33:08.183									
11		1	2:49.464	47.494	1:17.583	44.387	148.8	35:57.647									
12		1	2:52.543	48.481	1:18.890	45.172	146.1	38:50.190									
<b>264</b>		<b>Ferry Monster Autosport</b> 1. Jonas DE KIMPE 2. Pricilla SPEELMAN							VW Golf TCR SS1	1	1	4:15.665	1:53.143	1:32.259	50.263	96.9	4:15.665
	2	1	2:47.194	47.538	1:16.915	42.741	150.8	6:19.465									
	3	1	2:43.587	47.077	1:13.572	42.938	154.1	9:03.052									
	4	1	2:40.514	45.360	1:12.683	42.471	157.1	11:43.566									
	5	1	2:39.993	45.216	1:12.687	42.090	157.6	14:23.559									
	6	1	4:07.808	B	55.725	1:54.137	1:17.946	101.7	18:31.367								
	7	1	7:08.057	B	4:04.612	1:44.237	1:19.208	58.9	25:39.424								
	8	1	8:00.008	5:57.667	1:17.131	45.210	52.5	33:39.432									
	9	1	2:38.754	45.202	1:11.855	41.697	158.8	36:18.186									
	10	1	2:35.907	44.302	1:10.275	41.330	161.7	38:54.093									
	11	1	2:45.464	46.545	1:16.891	42.028	152.4	41:39.557									
	<b>321</b>	<b>Koopman Racing</b> 1. Frank BROERSEN							BMW M4 GT4 SS2	1	1	4:15.665	1:53.143	1:32.259	50.263	96.9	4:15.665
		2	1	3:08.528	50.415	1:27.887	50.226	133.7	7:53.715								
3		1	3:18.694	B	48.854	1:24.852	1:04.988	126.9	11:12.409								
4		1	4:26.158	2:17.906	1:21.901	46.351	94.7	15:38.567									
5		1	2:52.833	47.693	1:20.260	44.880	145.9	18:31.400									




**Supercar Challenge**  
**SPA EURO RACE**  
Free Practice 1

Sector Analysis

Lap D Time Sector 1 Sector 2 Sector 3 Kph Elapsed							Lap D Time Sector 1 Sector 2 Sector 3 Kph Elapsed						
<p>13 1 2:53.320 48.542 1:18.541 46.237 145.5 41:43.510</p> <p><b>333</b> Technova College Racing Cupra TCR 1. Laurens DE WIT SS2</p>							<p>2 1 2:49.489 47.851 1:18.042 43.596 148.8 6:09.026</p> <p>3 1 2:44.367 46.415 1:15.113 42.839 153.4 8:53.393</p> <p>4 1 2:45.132 46.016 1:15.078 44.038 152.7 11:38.525</p> <p>5 1 2:42.335 45.513 1:14.006 42.816 155.3 14:20.860</p> <p>6 1 2:40.520 45.250 1:13.255 42.015 157.1 17:01.380</p> <p>7 1 2:58.453 B 47.400 1:16.689 54.364 141.3 19:59.833</p> <p>8 1 4:59.242 2:56.201 1:19.404 43.637 84.3 24:59.075</p> <p>9 1 2:40.001 45.507 1:12.599 41.895 157.6 27:39.076</p> <p>10 1 <b>2:39.147</b> 45.029 1:12.458 <b>41.660</b> 158.4 30:18.223</p> <p>11 1 2:46.329 46.325 1:16.390 43.614 151.6 33:04.552</p> <p>12 1 2:40.623 <b>44.734</b> 1:13.784 42.105 157.0 35:45.175</p> <p>13 1 2:43.098 46.907 1:13.269 42.922 154.6 38:28.273</p> <p>14 1 2:41.555 48.049 <b>1:11.829</b> 41.677 156.1 41:09.828</p>						
<p>1 1 3:41.192 1:30.492 1:23.061 47.639 112.0 3:41.192</p> <p>2 1 2:45.271 48.077 1:14.206 42.988 152.6 6:26.463</p> <p>3 1 2:42.582 47.774 1:12.867 41.941 155.1 9:09.045</p> <p>4 1 2:53.197 B 145.6 12:02.242</p> <p>5 1 4:36.463 2:44.121 1:11.225 41.117 91.2 16:38.705</p> <p>6 1 2:38.831 45.345 1:11.582 41.904 158.7 19:17.536</p> <p>7 1 3:28.171 44.699 1:22.492 1:20.980 121.1 22:45.707</p> <p>8 1 2:36.595 45.489 1:09.981 41.125 161.0 25:22.302</p> <p>9 1 2:47.378 B 47.234 1:10.736 49.408 150.6 28:09.680</p> <p>10 1 4:18.047 2:25.842 1:10.552 41.653 97.7 32:27.727</p> <p>11 1 2:38.328 45.898 1:11.123 41.307 159.3 35:06.055</p> <p>12 1 <b>2:35.525</b> 44.668 1:10.106 <b>40.751</b> 162.1 37:41.580</p> <p>13 1 2:49.335 B <b>44.389</b> <b>1:09.767</b> 55.179 148.9 40:30.915</p>							<p><b>374</b> Ferry Monster Autosport BMW M2 1. Jaydon POST SS2</p> <p>1 1 6:34.643 4:24.387 1:23.837 46.419 62.8 6:34.643</p> <p>2 1 2:57.408 48.054 1:22.649 46.705 142.1 9:32.051</p> <p>3 1 2:42.828 46.521 1:14.151 <b>42.156</b> 154.9 12:14.879</p> <p>4 1 2:41.961 45.398 1:14.096 42.467 155.7 14:56.840</p> <p>5 1 <b>2:40.791</b> 44.605 1:13.735 42.451 156.8 17:37.631</p> <p>6 1 2:46.593 45.540 1:16.947 44.106 151.4 20:24.224</p> <p>7 1 3:41.146 B 1:21.179 1:28.141 51.826 114.0 24:05.370</p> <p>8 1 4:16.871 2:18.923 1:15.108 42.840 98.2 28:22.241</p> <p>9 1 2:41.307 <b>44.177</b> 1:14.601 42.529 156.3 31:03.548</p> <p>10 1 2:42.105 45.009 1:14.160 42.936 155.5 33:45.653</p> <p>11 1 2:41.401 44.341 <b>1:13.633</b> 43.427 156.2 36:27.054</p> <p>12 1 2:48.123 B 44.674 1:14.043 49.406 150.0 39:15.177</p>						
<p><b>336</b> Koopman Racing BMW 1 serie 1. Joop ARENSEN SS2 2. Berry ARENSEN</p> <p>1 1 4:48.282 2:29.202 1:27.051 52.029 85.9 4:48.282</p> <p>2 1 2:54.113 49.990 1:19.458 44.665 144.8 7:42.395</p> <p>3 1 2:50.212 47.954 1:16.495 45.763 148.1 10:32.607</p> <p>4 1 <b>2:47.314</b> 47.796 1:15.193 44.325 150.7 13:19.921</p> <p>5 1 2:57.556 B 47.185 1:16.188 54.183 142.0 16:17.477</p> <p>6 1 3:28.636 1:29.788 <b>1:14.895</b> <b>43.953</b> 120.9 19:46.113</p> <p>7 1 3:41.403 B <b>46.885</b> 1:56.122 58.396 113.9 23:27.516</p> <p>8 1 5:36.802 3:26.258 1:24.041 46.503 74.9 29:04.318</p> <p>9 1 2:52.161 48.181 1:18.996 44.984 146.5 31:56.479</p> <p>10 1 3:00.251 48.891 1:25.424 45.936 139.9 34:56.730</p> <p>11 1 2:57.946 49.156 1:21.788 47.002 141.7 37:54.676</p> <p>12 1 2:54.861 48.080 1:20.256 46.525 144.2 40:49.537</p>							<p><b>401</b> Traxx Racing Team Peugeot RCZ Cup 1. Chris VOET SPO 2. Bart VAN DEN BROECK</p> <p>1 1 4:14.486 1:52.199 1:31.301 50.986 97.4 4:14.486</p> <p>2 1 2:59.819 52.187 1:21.844 45.788 140.2 7:14.305</p> <p>3 1 2:51.422 49.104 1:17.264 45.054 147.1 10:05.727</p> <p>4 1 2:52.061 48.688 1:16.771 46.602 146.5 12:57.788</p> <p>5 1 <b>2:50.071</b> 48.195 1:16.961 <b>44.915</b> 148.3 15:47.859</p> <p>6 1 3:00.021 B <b>48.106</b> <b>1:16.549</b> 55.366 140.1 18:47.880</p> <p>7 1 6:23.946 4:07.030 1:26.083 50.833 65.7 25:11.826</p> <p>8 1 2:57.219 50.513 1:20.684 46.022 142.3 28:09.045</p> <p>9 1 2:57.302 50.299 1:20.287 46.716 142.2 31:06.347</p> <p>10 1 2:56.052 49.782 1:20.499 45.771 143.2 34:02.399</p> <p>11 1 2:52.336 49.812 1:16.879 45.645 146.3 36:54.735</p> <p>12 1 2:53.869 49.740 1:17.675 46.454 145.0 39:48.604</p> <p>13 1 3:15.980 B 51.848 1:19.868 1:04.264 128.7 43:04.584</p>						
<p><b>339</b> Verhulst Invest Motorsport Honda Civic TCR 1. Tony VERHULST SS2</p> <p>1 1 3:38.276 1:20.234 1:28.494 49.548 113.5 3:38.276</p> <p>2 1 3:05.757 B 51.378 1:19.839 54.540 135.7 6:44.033</p> <p>3 1 3:56.214 1:56.288 1:16.800 43.126 106.7 10:40.247</p> <p>4 1 2:45.315 47.937 1:14.965 <b>42.413</b> 152.5 13:25.562</p> <p>5 1 2:44.632 46.691 1:14.048 43.893 153.2 16:10.194</p> <p>6 1 2:56.160 B 46.635 1:17.396 52.129 143.1 19:06.354</p> <p>7 1 5:37.449 3:37.198 1:17.312 42.939 74.7 24:43.803</p> <p>8 1 2:45.429 47.611 1:12.978 44.840 152.4 27:29.232</p> <p>9 1 2:44.677 47.135 1:13.017 44.525 153.1 30:13.909</p> <p>10 1 2:51.159 48.296 1:19.828 43.035 147.3 33:05.068</p> <p>11 1 <b>2:41.346</b> <b>45.681</b> <b>1:12.874</b> 42.791 156.3 35:46.414</p> <p>12 1 2:43.459 46.865 1:14.168 42.426 154.3 38:29.873</p> <p>13 1 2:53.141 B 46.869 1:14.454 51.818 145.6 41:23.014</p>							<p><b>410</b> Zilhouette Racing Zilhouette Sport 1. Mark WIERINGA SPO</p> <p>1 1 4:12.654 1:47.978 1:30.730 53.946 98.1 4:12.654</p> <p>2 1 2:58.067 52.280 1:19.146 46.641 141.6 7:10.721</p> <p>3 1 2:51.950 50.222 1:16.305 45.423 146.6 10:02.671</p> <p>4 1 3:02.640 49.739 1:16.734 56.167 138.1 13:05.311</p> <p>5 1 2:51.104 49.375 1:16.425 45.304 147.4 15:56.415</p> <p>6 1 <b>2:49.617</b> <b>48.770</b> <b>1:15.591</b> <b>45.256</b> 148.7 18:46.032</p>						
<p><b>366</b> Xwift Racing Ligier JS2 1. Pieter DENYS SS2 2. Tim DE BORLE</p> <p>1 1 3:19.537 1:07.361 1:24.943 47.233 124.2 3:19.537</p>													







## Supercar Challenge SPA EURO RACE Free Practice 1

### Sector Analysis

— Invalidated Lap    ■ Personal Best    ■ Session Best    B Crossing the pit lane

Lap	D	Time	Sector 1	Sector 2	Sector 3	Kph	Elapsed	Lap	D	Time	Sector 1	Sector 2	Sector 3	Kph	Elapsed		
7	1	3:45.965	B	49.575	1:18.480	1:37.910	111.6	22:31.997	6	1	2:49.626	48.362	1:15.907	45.357	148.6	28:34.201	
8	1	4:58.646		2:43.858	1:19.484	55.304	84.4	27:30.643	7	1	2:49.222	48.423	1:16.857	43.942	149.0	31:23.423	
9	1	2:53.588		49.041	1:15.854	48.693	145.3	30:24.231	8	1	2:47.794	47.782	1:15.815	44.197	150.3	34:11.217	
10	1	2:59.503	B	49.305	1:16.185	54.013	140.5	33:23.734	9	1	2:47.977	48.606	1:15.512	43.859	150.1	36:59.194	
11	1	4:14.200		2:11.693	1:16.674	45.833	99.2	37:37.934	10	1	2:52.102	48.556	1:16.894	46.652	146.5	39:51.296	
12	1	3:00.749	B	49.138	1:17.098	54.513	139.5	40:38.683	11	1	3:15.080	B	49.782	1:20.283	1:05.015	129.3	43:06.376

<b>432</b>	<b>Koopman Racing</b>	BMW M2 40
	1. Axel JANSEN	SPO
	2. Mex JANSEN	

1	1	6:08.173		3:19.329	1:49.479	59.365	67.3	6:08.173
2	1	3:34.668		1:02.798	1:33.922	57.948	117.5	9:42.841
3	1	3:25.447	B	52.787	1:31.761	1:00.899	122.7	13:08.288
4	1	4:23.592		2:02.948	1:27.189	53.455	95.7	17:31.880
5	1	3:08.372		54.303	1:24.082	49.987	133.9	20:40.252
6	1	3:49.754	B	1:36.408	1:19.155	54.191	109.7	24:30.006
7	1	3:53.573		1:53.550	1:14.740	45.283	107.9	28:23.579
8	1	2:46.267		48.244	1:13.893	44.130	151.6	31:09.846
9	1	2:50.932		48.271	1:17.963	44.698	147.5	34:00.778
10	1	2:46.851		48.462	1:14.016	44.373	151.1	36:47.629
11	1	3:00.316	B	47.929	1:15.383	57.004	139.8	39:47.945

<b>433</b>	<b>Koopman Racing</b>	BMW M3 E46
	1. Mick SCHUTTE	SPO

1	1	36:19.694		...	1:32.881	55.017	11.4	36:19.694
2	1	3:18.399		55.435	1:29.583	53.381	127.1	39:38.093
3	1	3:23.166	B	55.119	1:24.655	1:03.392	124.1	43:01.259

<b>461</b>	<b>Zilhouette Racing</b>	Zilhouette Sport
	1. Mark JOBST	SPO

1	1	32:49.894		...	1:16.733	45.773	12.6	32:49.894
2	1	2:53.622		50.184	1:18.182	45.256	145.2	35:43.516
3	1	2:58.284		49.828	1:21.039	47.417	141.4	38:41.800
4	1	2:52.400		51.915	1:14.910	45.575	146.3	41:34.200

<b>481</b>	<b>Zilhouette Racing</b>	Zilhouette Sport
	1. Bernard BLAAK	SPO
	2. Lars BLAAK	

1	1	5:03.019		2:52.221	1:22.293	48.505	81.8	5:03.019
2	1	2:55.535		53.993	1:15.684	45.858	143.6	7:58.554
3	1	2:53.616		50.392	1:17.446	45.778	145.2	10:52.170
4	1	2:51.456		50.054	1:16.375	45.027	147.1	13:43.626
5	1	2:50.981		50.427	1:15.190	45.364	147.5	16:34.607
6	1	2:49.797		49.219	1:15.315	45.263	148.5	19:24.404
7	1	3:55.926	B	49.212	1:48.277	1:18.437	106.9	23:20.330

<b>490</b>	<b>Bas Koeten Racing</b>	BMW M3 E36
	1. Bas BARENBRUG	SPO

1	1	4:25.718	B	1:45.244	1:31.702	1:08.772	93.2	4:25.718
2	1	11:57.556		9:47.282	1:22.978	47.296	35.1	16:23.274
3	1	2:56.093		50.976	1:19.780	45.337	143.2	19:19.367
4	1	3:34.394		49.423	1:41.227	1:03.744	117.6	22:53.761
5	1	2:50.814		49.073	1:17.014	44.727	147.6	25:44.575

<b>496</b>	<b>Zilhouette Racing</b>	Zilhouette Sport
	1. Marcel VAN DER LYKE	SPO

1	1	5:20.969		2:57.136	1:31.143	52.690	77.2	5:20.969
2	1	3:46.784	B	58.123	1:33.110	1:15.551	111.2	9:07.753
3	1	11:19.340		8:59.148	1:25.555	54.637	37.1	20:27.093
4	1	3:45.883		1:29.588	1:27.779	48.516	111.6	24:12.976
5	1	3:01.102		53.012	1:20.048	48.042	139.2	27:14.078
6	1	3:30.712	B	53.583	1:30.709	1:06.420	119.7	30:44.790
7	1	5:46.038		3:34.471	1:19.372	52.195	72.9	36:30.828
8	1	2:58.376		52.614	1:17.986	47.776	141.4	39:29.204
9	1	2:55.865		52.354	1:16.684	46.827	143.4	42:25.069

<b>500</b>	<b>Revolution Race Cars</b>	Revolution A-One 500SC
	1. Richard MORRIS	REV


1	1	8:00.166		5:57.621	1:17.233	45.312	51.6	8:00.166
2	1	2:54.599		49.098	1:19.407	46.094	144.4	10:54.765
3	1	2:39.869		46.920	1:11.570	41.379	157.7	13:34.634
4	1	2:48.949	B	46.893	1:12.178	49.878	149.2	16:23.583
5	1	15:34.290		...	1:12.096	42.284	27.0	31:57.873
6	1	2:39.156		45.997	1:11.080	42.079	158.4	34:37.029
7	1	2:41.377		45.335	1:14.248	41.794	156.2	37:18.406
8	1	2:35.345		44.906	1:09.888	40.551	162.3	39:53.751
9	1	2:40.140		47.322	1:12.156	40.662	157.5	42:33.891

<b>521</b>	<b>EDEKA Aschoff Racing</b>	Ginetta Nissan G58
	1. Max ASCHOFF	PRO1

1	1	16:41.241	B	...	1:22.201	52.942	24.7	16:41.241
2	1	9:27.592	B	7:22.737	1:11.286	53.569	44.4	26:08.833
3	1	3:34.392		1:45.922	1:09.020	39.450	117.6	29:43.225
4	1	2:26.919		40.986	1:07.704	38.229	171.6	32:10.144
5	1	2:27.832		40.888	1:07.319	39.625	170.6	34:37.976
6	1	2:28.439		42.132	1:08.497	37.810	169.9	37:06.415
7	1	2:30.868		40.105	1:06.210	44.553	167.1	39:37.283
8	1	2:30.037		43.733	1:08.258	38.046	168.1	42:07.320

<b>611</b>	<b>Deldiche Racing</b>	Norma M20FC
	1. Thomas PIESSENS	CN
	2. Sam DEJONGHE	

1	1	3:16.268		1:17.671	1:16.935	41.662	126.2	3:16.268
2	1	2:34.293		44.262	1:08.744	41.287	163.4	5:50.561
3	1	2:31.765		43.386	1:10.309	38.070	166.1	8:22.326
4	1	2:31.261		41.843	1:07.560	41.858	166.7	10:53.587
5	1	2:26.206		42.111	1:06.277	37.818	172.5	13:19.793
6	1	2:27.828		41.868	1:06.737	39.223	170.6	15:47.621
7	1	2:26.731		40.967	1:07.886	37.878	171.8	18:14.352
8	1	2:25.700		41.083	1:06.847	37.770	173.1	20:40.052



## Supercar Challenge SPA EURO RACE Free Practice 1

### Sector Analysis

— Invalidated Lap    ■ Personal Best    ■ Session Best    B Crossing the pit lane

Lap	D	Time	Sector 1	Sector 2	Sector 3	Kph	Elapsed	Lap	D	Time	Sector 1	Sector 2	Sector 3	Kph	Elapsed
9	1	3:20.305	1:33.028	1:08.950	38.327	125.9	24:00.357								
10	1	2:33.621 <b>B</b>	41.703	1:05.313	46.605	164.1	26:33.978								
11	1	5:30.015	3:38.318	1:10.274	41.423	76.4	32:03.993								
12	1	2:32.108	42.785	1:08.839	40.484	165.8	34:36.101								
13	1	<b>2:22.637</b>	41.773	1:03.118	37.746	176.8	36:58.738								
14	1	2:23.834	<b>40.887</b>	1:05.193	37.754	175.3	39:22.572								
15	1	2:23.139	43.041	<b>1:02.878</b>	<b>37.220</b>	176.2	41:45.711								

<b>612</b>	<b>Haegeli by T2 Racing</b>		Norma M20FC	
	1. Olivier BERTELS		CN	
	2. Cédric BAETEN			

1	1	7:48.637	5:41.736	1:21.716	45.185	52.9	7:48.637
2	1	2:42.521	47.150	1:11.375	43.996	155.1	10:31.158
3	1	<b>2:35.338</b>	45.559	1:09.000	40.779	162.3	13:06.496
4	1	2:35.608	45.128	1:10.223	40.257	162.0	15:42.104
5	1	2:35.808	45.003	1:10.629	<b>40.176</b>	161.8	18:17.912
6	1	2:38.089	<b>44.194</b>	1:11.112	42.783	159.5	20:56.001
7	1	3:26.048	1:33.689	1:09.166	43.193	122.4	24:22.049
8	1	2:51.367 <b>B</b>	46.573	<b>1:08.535</b>	56.259	147.1	27:13.416

<b>613</b>	<b>Verheyen Motorsport by T2 Racing</b>		Norma M20FC	
	1. Brent VERHEYEN		CN	
	2. Ian GEPTS			

1	1	6:26.705	4:33.843	1:11.061	41.801	64.1	6:26.705
2	1	2:34.577	43.682	1:12.319	38.576	163.1	9:01.282
3	1	2:24.429	42.028	1:04.897	37.504	174.6	11:25.711
4	1	2:29.818 <b>B</b>	41.494	1:03.117	45.207	168.3	13:55.529
5	1	3:59.108	2:16.361	1:04.214	38.533	105.5	17:54.637
6	1	2:21.688	40.929	1:03.507	37.252	178.0	20:16.325
7	1	3:11.472	58.779	1:35.166	37.527	131.7	23:27.797
8	1	<b>2:21.131</b>	42.717	<b>1:01.371</b>	37.043	178.7	25:48.928
9	1	2:26.144	43.025	1:04.848	38.271	172.5	28:15.072
10	1	2:21.915	42.173	1:02.847	<b>36.895</b>	177.7	30:36.987
11	1	2:23.742	<b>40.634</b>	1:03.597	39.511	175.4	33:00.729
12	1	2:48.129 <b>B</b>	45.851	1:10.272	52.006	150.0	35:48.858
13	1	4:17.901	2:34.450	1:04.376	39.075	97.8	40:06.759

<b>614</b>	<b>BS Racing by Baticonsult</b>		Norma M20FC	
	1. Alain BERG		CN	

1	1	4:01.387	1:28.967	1:34.380	58.040	102.6	4:01.387
2	1	3:28.672 <b>B</b>	1:01.808	1:26.978	59.886	120.8	7:30.059
3	1	5:29.211	3:23.377	1:16.130	49.704	76.6	12:59.270
4	1	2:53.127	49.478	1:14.565	49.084	145.6	15:52.397
5	1	2:48.833	50.004	1:12.509	46.320	149.3	18:41.230
6	1	3:32.182 <b>B</b>	49.838	1:13.709	1:28.635	118.8	22:13.412
7	1	4:24.548	2:30.666	1:11.361	42.521	95.3	26:37.960
8	1	2:41.625	46.866	1:12.477	42.282	156.0	29:19.585
9	1	2:39.553	45.363	1:11.111	43.079	158.0	31:59.138
10	1	2:38.981	46.302	1:10.402	42.277	158.6	34:38.119
11	1	2:40.441	45.592	1:13.320	<b>41.529</b>	157.2	37:18.560
12	1	<b>2:33.251</b>	<b>43.901</b>	<b>1:07.041</b>	42.309	164.5	39:51.811
13	1	2:43.872	49.781	1:12.017	42.074	153.9	42:35.683

<b>707</b>	<b>Johan Kraan Motorsport</b>		Radical SR1	
	1. Robin GREENHALGH		RAD	
	2. Jerome GREENHALGH			

1	1	3:29.391	1:15.221	1:23.497	50.673	118.3	3:29.391
2	1	2:46.879	48.375	1:16.032	42.472	151.1	6:16.270
3	1	2:43.794	47.417	1:13.979	42.398	153.9	9:00.064
4	1	2:40.913	48.005	1:11.102	<b>41.806</b>	156.7	11:40.977
5	1	<b>2:39.880</b>	46.380	<b>1:10.966</b>	42.534	157.7	14:20.857
6	1	2:52.993 <b>B</b>	46.969	1:11.760	54.264	145.8	17:13.850
7	1	7:06.710	5:01.059	1:21.095	44.556	59.1	24:20.560
8	1	2:43.356	48.090	1:12.451	42.815	154.4	27:03.916
9	1	2:42.099	47.030	1:12.624	42.445	155.5	29:46.015
10	1	2:41.281	46.608	1:12.456	42.217	156.3	32:27.296
11	1	2:41.125	46.796	1:12.121	42.208	156.5	35:08.421
12	1	2:41.558	<b>46.016</b>	1:13.203	42.339	156.1	37:49.979
13	1	2:40.074	46.067	1:11.716	42.291	157.5	40:30.053

<b>750</b>	<b>Westore Racing</b>		Radical SR3	
	1. Martin LUCAS		RAD	


1	1	3:08.692	58.384	1:26.815	43.493	131.3	3:08.692
2	1	2:39.709	46.811	1:11.231	41.667	157.9	5:48.401
3	1	2:39.416	45.952	1:12.466	40.998	158.2	8:27.817
4	1	2:30.786	44.491	1:06.165	40.130	167.2	10:58.603
5	1	2:32.926	44.902	1:07.705	40.319	164.9	13:31.529
6	1	2:38.515 <b>B</b>	44.051	1:07.503	46.961	159.1	16:10.044
7	1	5:54.354 <b>B</b>	3:21.990	1:08.895	1:23.469	71.2	22:04.398
8	1	3:23.496	1:33.842	1:09.408	40.246	123.9	25:27.894
9	1	2:30.798	43.647	1:07.407	39.744	167.2	27:58.692
10	1	<b>2:27.461</b>	<b>43.613</b>	<b>1:04.337</b>	<b>39.511</b>	171.0	30:26.153
11	1	2:32.909	43.802	1:08.003	41.104	164.9	32:59.062
12	1	2:50.999	46.340	1:11.702	52.957	147.5	35:50.061
13	1	2:53.251 <b>B</b>	44.385	1:11.697	57.169	145.5	38:43.312

<b>776</b>	<b>MV Motorsport</b>		Radical SR1	
	1. Melvin VAN DAM		RAD	

1	1	3:47.492	1:32.437	1:28.635	46.420	108.9	3:47.492
2	1	2:48.925	49.194	1:16.431	43.300	149.3	6:36.417
3	1	3:23.151 <b>B</b>	47.674	1:22.074	1:13.403	124.1	9:59.568
4	1	4:53.232	2:55.076	1:15.453	42.703	86.0	14:52.800
5	1	2:41.718	47.043	1:12.208	<b>42.467</b>	155.9	17:34.518
6	1	2:43.258	47.897	<b>1:11.577</b>	43.784	154.4	20:17.776
7	1	3:37.894	1:09.946	1:44.468	43.480	115.7	23:55.670
8	1	<b>2:41.331</b>	<b>46.879</b>			156.3	26:37.001
9	1	2:51.504 <b>B</b>	47.133	1:12.856	51.515	147.0	29:28.505
10	1	5:02.336	3:02.414	1:15.879	44.043	83.4	34:30.841
11	1	2:50.490	48.910	1:16.434	45.146	147.9	37:21.331
12	1	2:46.410	47.923	1:15.012	43.475	151.5	40:07.741

<b>911</b>	<b>PK Carsport</b>		Audi Ro GT2	
	1. Bert LONGIN		GT	

1	1	3:04.415	1:00.898	1:20.348	43.169	134.3	3:04.415
2	1	2:34.627	43.254	1:11.237	40.136	163.1	5:39.042



## Supercar Challenge

### SPA EURO RACE

#### Free Practice 1

### Sector Analysis

— Invalidated Lap     Personal Best     Session Best    **B** Crossing the pit lane

Lap	D	Time	Sector 1	Sector 2	Sector 3	Kph	Elapsed	Lap	D	Time	Sector 1	Sector 2	Sector 3	Kph	Elapsed
3	1	2:33.676	44.228	1:09.266	40.182	164.1	8:12.718								
4	1	2:46.057 <b>B</b>	41.923	1:13.001	51.133	151.8	10:58.775								
5	1	3:47.930	1:54.790	1:13.750	39.390	110.6	14:46.705								
6	1	2:28.871	41.326	1:08.318	39.227	169.4	17:15.576								
7	1	<b>2:26.276</b>	<b>41.032</b>	<b>1:06.248</b>	<b>38.996</b>	172.4	19:41.852								
8	1	3:41.650 <b>B</b>	43.869	1:52.853	1:04.928	113.8	23:23.502								
9	1	3:59.317	2:10.248	1:09.097	39.972	105.4	27:22.819								
10	1	2:54.915 <b>B</b>	43.369	1:16.912	54.634	144.2	30:17.734								
11	1	3:45.968	1:55.462	1:10.836	39.670	111.6	34:03.702								
12	1	2:33.890	43.425	1:10.662	39.803	163.8	36:37.592								
13	1	2:31.924	42.406	1:10.199	39.319	166.0	39:09.516								
14	1	2:31.665	41.748	1:06.666	43.251	166.2	41:41.181								